



**2014**

# Battery Applications and Specifications


Powersports Batteries

# About YUASA

Yuasa Battery, Inc. has been manufacturing POWERSPORTS batteries in the United States to uncompromisingly high standards since 1979. Yuasa Battery pioneered the AGM battery in 1985. We are the largest American manufacturer and the largest distributor of batteries for motorcycles, snowmobiles, scooters, all terrain vehicles and personal watercraft.



**Manufacturing Facility** | Laureldale, PA, U.S.A.



In addition to our vast replacement business, we are the preferred original equipment supplier to most of these same markets. By producing batteries that generate more power, last longer, and require minimum maintenance, Yuasa Battery, Inc. has achieved a leadership position in small engine starting batteries. Continuous research and development, along with unwavering standards of manufacturing quality, will help maintain our position as market leader around the world.

## 10 things you can do at [yuasabatteries.com](http://yuasabatteries.com)

- Use “Quick Search” to find the right battery for your vehicle
- Buy selected Yuasa batteries on-line
- Find the Yuasa battery dealer closest to you
- Watch a video on battery basics and safety
- Learn how to maintain and extend the life of a battery
- Get tips for storage and spring start-up
- Find “Quick Links” to powersports vehicle manufacturers
- Download our Technical Manual or the latest edition of the Yuasa Battery Applications & Specifications catalog
- Review our Frequently Asked Questions (FAQs)
- Contact Yuasa with your questions or comments



**Want an OEM quality battery?  
Say “YOU • AH • SAH”**

Everybody knows that Yuasa makes a great powersports battery. But not everybody knows how to pronounce our name. So just to be sure you know how to ask for the best powersports battery, we've provided the phonetic spelling at left.

## General

|                       |   |
|-----------------------|---|
| Battery Types .....   | 2 |
| GYZ Series.....       | 3 |
| Cutaway Diagram ..... | 4 |

## Battery Information

|                            |   |
|----------------------------|---|
| Features and Benefits..... | 5 |
| Terminal Types.....        | 6 |
| Hardware .....             | 7 |

## Battery Numbers

|  |   |
|--|---|
| Designation of Battery Type Numbers..... | 7 |
|--|---|

## Specifications

|   |       |
|---|-------|
| AGM Battery Specifications.....               | 8-9   |
| Conventional Battery Specifications .....     | 10-13 |
| Japanese Tractor Battery Specifications ..... | 14    |
| Battery Upgrade Cross Reference .....         | 14    |

## Applications

|                                |       |
|--------------------------------|-------|
| Motorcycle.....                | 15-25 |
| Utility Vehicle (UTV).....     | 26    |
| Scooter .....                  | 27    |
| All Terrain Vehicle (ATV)..... | 28-30 |
| Personal Watercraft (PWC)..... | 30    |
| Snowmobile.....                | 31-32 |
| Accessories .....              | 32    |

## Chargers and Accessories

|                                  |       |
|----------------------------------|-------|
| Consumer Products .....          | 33    |
| Professional Shop Products ..... | 34    |
| Merchandising Aids .....         | 35-37 |

## DISCLAIMER

The replacement battery information published in this book has been obtained from the equipment manufacturers listed, except as otherwise noted. Users are cautioned that the information contained in this book was the most current information provided to us at the time of publication. The information is subject to change upon notice from equipment manufacturers or field experience. Users should always use the most current edition of the Yuasa Battery Applications and Specifications. Yuasa expressly denies any responsibility for the accuracy of the information provided to us. While we have made every effort to accurately catalog the replacement battery information contained in this book, Yuasa denies any liability for damages as a consequence of using the information in this book. Users should also attempt to obtain replacement battery information from the equipment manufacturer's user manual or service department for their specific application.

# Best

## GYZ Series – The Next Generation in Powersports Batteries

- AGM separators with superior grid designs for extreme vibration resistance
- More active material surface area for enhanced performance and power
- Longer shelf life and improved life cycle performance
- Additional Amp hours for more accessories
- Supplied "Factory Activated" (nonspillable)



## High Performance / AGM

- All the features of a standard AGM battery plus increased power
- H Series: Increased Power - up to 30% more cranking amps
- YTZ Series: Small size, lightweight, huge power

# Better

## AGM

- Maintenance Free. No need to add water but periodic charging required when not in use
- Absorbed Glass Mat (AGM) Separators – an advanced battery technology that eliminates the need to ever add water
- Advanced lead-calcium technology – holds its specific gravity more than 3 times longer than conventional lead antimony batteries



# Good

## YuMicron / Conventional

- Special thin separators – allow two extra plates per cell to be installed, for a 30% improvement in cranking performance
- Engineered to protect against corrosion, withstand vibration, and deliver high cranking power
- 6 Volt and 12 Volt



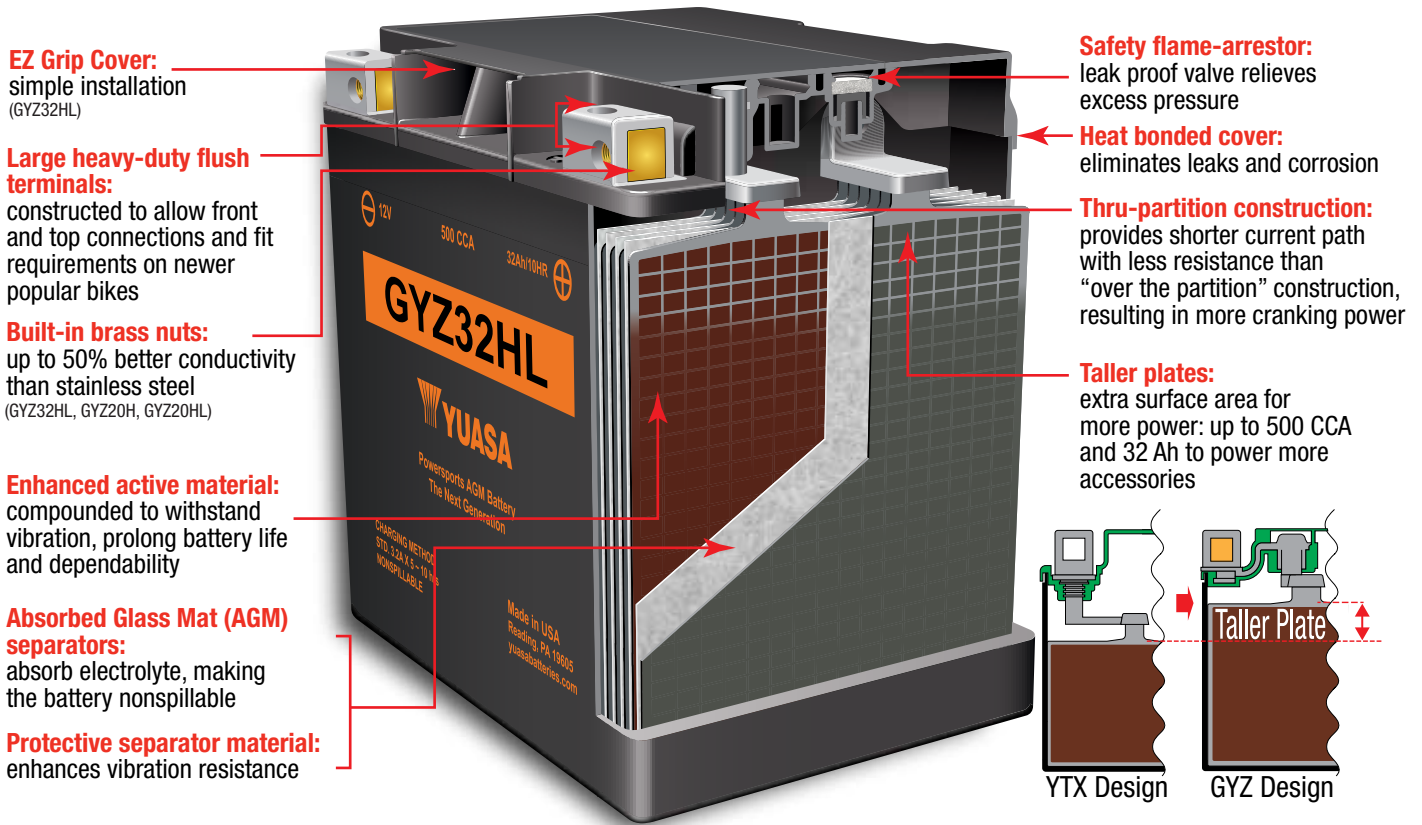


# GYZ Series – The Industry’s Most Powerful Family of Batteries

- Highest CCA motorcycle battery (500 CCA\* ON GYZ32HL)
- Large heavy-duty flush terminals with multiple connections (GYZ32HL, GYZ20HL, GYZ20H)
- Built in brass nuts (GYZ32HL, GYZ20H, GYZ20HL)

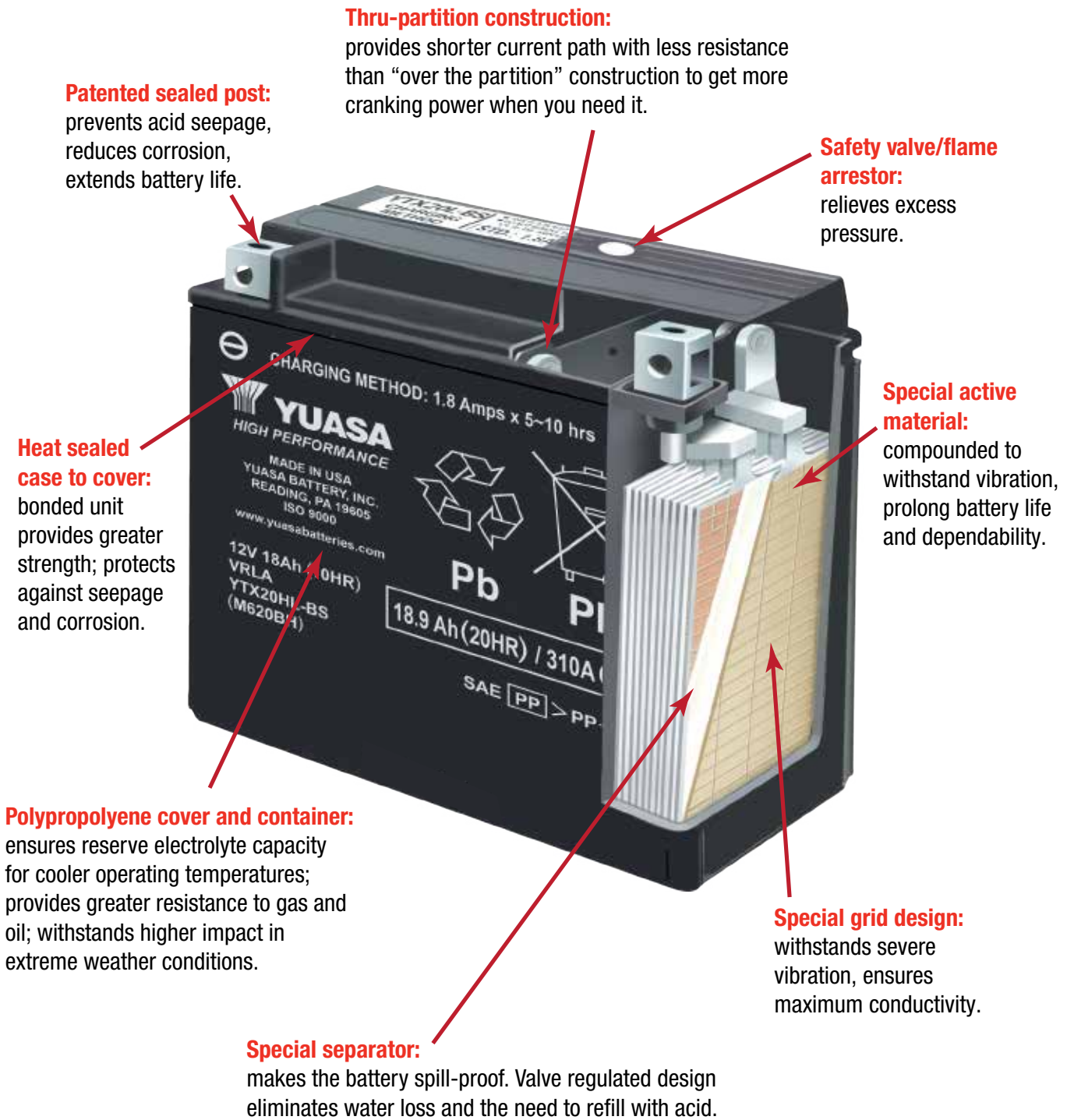
\* CCA at 0F (-18C) per BCI testing protocol

Yuasa’s GYZ family of batteries are made with advanced engineering, premium quality and unmatched reliability.



| GYZ   | Capacity (Ah) | CCA* | V-Twin | Metric | ATV | Upgrade for: |
|---|---------------|------|--------|--------|-----|--------------|
| All GYZ exceed OE CCA and Amp hour requirements |               |      |        |        |     |              |
| GYZ16H  | 16            | 240  |        |        |     | YTX14        |
| GYZ16HL   | 16            | 240  |        |        |     | YTX14L       |
| GYZ20L  | 20            | 250  |        |        |     | YTX20L       |
| GYZ20H  | 20            | 320  |        |        |     | YTX20H       |
| GYZ20HL   | 20            | 320  |        |        |     | YTX20HL      |
| GYZ32HL   | 32            | 500  |        |        |     | YIX30L       |

# AGM Cutaway Diagram



## FEATURES AND BENEFITS

| Component                           | Features                                     | Benefits  |
|-------------------------------------|--|---|
| Cast Grid                           | Special Grid Design                          | Severe vibration resistance & improved conductivity   |
| Active Material                     | Proprietary Formulation                      | Reduced shedding, maximum utilization & long service life   |
| Pasted Plates                       | Specified Thickness & Weight                 | Ensures vibration resistance through precise compression & proper service life through specified active material balance                                      |
| Dried-Charged Plates                | Tank Formed & Dried Plates                   | Properly dried plates in a sealed battery have a virtually limitless shelf-life, while still retaining 70-80% state of charge when initially filled with acid |
| Top Lead Connections                | Through-Partition Construction, Large Straps | Shorter current path for increased electrical conductivity & higher starting currents, heavier parts for maximum durability                                   |
| Case-Cover Seal                     | Thermal Bonded Plastic                       | Air tight seal to prevent air ingress & acid seepage  |
| Terminal-Cover Seal                 | Patented Poly-Seal Terminal                  | Eliminates acid seepage, reduces corrosion & extends battery life   |
| Case & Cover                        | Polypropylene                                | Superior resistance to gasoline & oil, impact resistant in extreme weather conditions   |
| Additive                            | Sulfate Stop (Some models)                   | Sulfate stop added to reduce the solubility of lead into the acid, which then reduces battery sulfation potential   |
| <b>YuMicron</b>                     |  |   |
| Separator                           | Leaf or Envelope Separator                   | Polyethylene with glass mat sheet bonded for compression to withstand severe vibration conditions   |
| <b>GYZ/YTX/High Performance AGM</b> |  |   |
| Separator                           | AGM (Absorbed Glass Mat)                     | High puncture resistant separator for increased service in high vibration applications  |
| Top Lead Alloy                      | Calcium Alloy                                | Increased weld strength & severe vibration resistance   |
| Vent System                         | Valve & Flame Arrestor                       | Valve relieves excess pressure to prevent bursting, flame arrestor frit prevents internal combustion  |

# TERMINAL TYPES

Terminal shapes vary from one battery to another. By identifying the correct replacement battery from the listing in this book, you are assured of the proper terminal configuration. For custom applications, refer to the following chart to identify terminal shape and corresponding batteries.

| Terminal  |              |       |      |     | Battery Type  |  |   |  |  |
|-----------|--------------|-------|------|-----|---|--|---|--|--|
| Type      | Illustration | Front | Side | Top |   |  |   |  |  |
| <b>1</b>  |              |       |      |     | YB7C-A<br>YB14L-A1  | YTX16-BS-1   |   |  |  |
| <b>2</b>  |              |       |      |     | YB9L-A2<br>12N5.5-4A<br>YB16AL-A2   |  |   |  |  |
| <b>3</b>  |              |       |      |     | Y60-N24AL-B<br>12N24-3  | Y60-N24-A<br>12N24-3A  |   |  |  |
| <b>4</b>  |              |       |      |     | GYZ20L<br>YB30L-B<br>YTX15L-BS<br>YTX20L-BS   | Y50-N18L-A3<br>YX30L-BS<br>YTX16-BS<br>YTX24HL-BS  | YB12C-A<br>YX30L-BS-PW<br>YTX20-BS<br>YTX20HL-BS  | YB16B-A<br>YTX14AHL-B<br>YTX20H-BS   | YB30CL-B<br>YTX14AH-BS<br>YTX20HL-BS-PW  |
| <b>5</b>  |              |       |      |     | GYZ16H<br>GYZ16HL<br>YB4L-B<br>YTX14L-BS  | YTX7L-BS<br>KMX14-BS<br>YT12A-BS<br>YTX20CH-BS   | YTX9-BS<br>YB16C-B<br>YTX12-BS<br>YTX4L-BS  | YTZ5S<br>YTZ7S<br>YB16CL-B<br>YTX14-BS   | YTX5L-BS<br>YB4L-A<br>YTX14H-BS<br>YTX7A-BS  |
| <b>6</b>  |              |       |      |     | YB3L-A<br>YB7L-B<br>YB12A-A<br>YB16-B<br>12N5-3B<br>12N7-4A<br>12N9-4B-1<br>6N6-3B<br>B54-6 | YB3L-B<br>YB9A-A<br>YB12AL-A<br>YB-16-B-CX<br>12N5-4B<br>12N7-4B<br>12N10-3A<br>6N6-3B-1<br>B38-6A | YB5L-B<br>YB9-B<br>YB12AL-A2*<br>YB16L-B<br>12N5.5-3B<br>12N7D-3B<br>12N10-3A-1<br>6N11A-1B | YB7-A<br>YB9L-B<br>YB12A-B<br>YB16HL-A-CX<br>12N5.5A-3B<br>12N9-3A-1<br>12N12A-4A-1<br>6N11-2D | YB7B-B<br>YB10L-B<br>YB14A-A1<br>SYB16L-B<br>12N7-3B<br>12N9-3B<br>6N12A-2D<br>B39-6 |
| <b>7</b>  |              |       |      |     | HYB16A-AB<br>Y50-N18A-A   | YB16B-A1**<br>Y50-N18L-A   | YB18-A<br>Y50-N18L-A-CX   | YB18L-A<br>SY50-N18L-AT  |  |
| <b>8</b>  |              |       |      |     | YB10A-A2<br>YB14-A2<br>YB14-B2<br>12N14-3A  | YB10L-A2<br>YB14A-A2<br>YB14L-B2   | YB10L-B2<br>YB14L-A2<br>12N10-3A-2  | YB12B-B2<br>SYB14L-A2<br>12N11-3A-1  |  |
| <b>9</b>  |              |       |      |     | YHD-12H<br>12N9-3A  |  |   |  |  |
| <b>10</b> |              |       |      |     | 51814   | 51913  | 53030   | YT19BL-BS  |  |
| <b>11</b> |              |       |      |     | YT9B-BS<br>YT7B-BS  | YTZ10S   | YTZ12S<br>YT12B-BS  | YTZ14S   | YT14B-BS   |
|           |              |       |      |     | Note: Terminal is Brass Plated Steel  |  |   |  |  |
| <b>12</b> |              |       |      |     | YTR4A-BS  |  |   |  |  |
| <b>13</b> |              |       |      |     | YT4B-BS   |  |   |  |  |
| <b>14</b> |              |       |      |     | GYZ20H<br>GYZ20HL   | GYZ32HL  |   |  |  |
|           |              |       |      |     | Note: Encapsulated Brass Nut  |  |   |  |  |

\*\* Includes terminal adaptor for converting to side mount.  
\* Includes terminal adaptor for converting to top mount.



# HARDWARE

| Part No.      | Includes**   | Fits   |   |   |  |
|---------------|--|--|---|---|--|
| 478030*       | 12mm lg. stainless steel hex bolt<br>20mm lg. stainless steel hex bolt<br>6mm stainless steel nut, washer and round brass spacer                         | YTX15L-BS<br>YTX24HL-BS  | YTX20(H)-BS<br>YB30L-B  | YTX20(H)L-BS<br>YB30CL-B  |  |
| 479100        | 12mm lg. stainless steel hex bolt<br>6mm stainless steel rectangular nut   | Y50-N18L-A3<br>YTX14H-BS   | YTX9-BS<br>YTX14AH-BS   | YTX12-BS<br>YTX14AHL-BS   | YTX14-BS<br>GYZ16H   |
| 479101/479862 | 12mm lg. stainless steel hex bolt<br>6mm stainless steel rectangular nut   | YTX15L-BS<br>YB30L-B   | YTX20(H)-BS<br>YB30CL-B   | YTX20(H)L-BS-PW<br>GYZ20L   | YTX24HL-BS<br>YIX30L-BS-PW                                       |
| 479102        | 14mm lg. stainless steel hex bolt<br>6mm stainless steel square nut  | YB16CL-B   | YB16C-B   |   |  |
| 479104*       | 12mm lg. stainless steel hex bolt<br>20mm lg. stainless steel hex bolt<br>6mm stainless steel nut, washer and round brass spacer                         | YTX14L-BS for Harley Davidson Sportster<br>YTX14 <sup>FA</sup> for Harley Davidson V-ROD 02-07<br>YTX14H <sup>FA</sup> for Harley Davidson V-ROD 02-07 |   |   |  |
| 479643*       | 12mm lg. stainless steel hex bolt<br>20mm lg. stainless steel hex bolt<br>6mm stainless steel nut, washer and square brass spacer                        | YTX20H-BS<br>YIX30L-BS   | YTX20HL-BS  | YTX24HL-BS  |  |
| 479876        | 12mm lg. stainless steel hex bolt<br>16mm lg. stainless steel hex bolt<br>6mm stainless steel rectangular nut<br>6mm star washer and square brass spacer | GYZ16HL  |   |   |  |
| 479699        | 12mm lg. stainless steel hex bolt<br>6mm star washer   | GYZ20H   | GYZ20HL   | GYZ32HL   |  |
| 5BNBSSF6M     | 11mm lg. stainless steel hex bolt<br>6mm stainless steel hex nut   | 12N7-3B<br>12N9-3B<br>12N12A-4A-1<br>YB7B-B<br>YB9L-B<br>YB10L-B<br>YB12A-B  | YB14A-A1<br>YB14L-B2<br>12N7-4A<br>12N9-3A-1<br>12N14-3A<br>YB9-B<br>YB10A-A2 | YB10L-B2<br>YB12AL-A<br>YB14A-A2<br>YB14L-A2<br>12N7-4B<br>12N9-4B-1<br>YB7-A | YB9A-A<br>YB10L-A2<br>YB12A-A<br>YB14-A2<br>YB14-B2<br>YB16AL-A2 |
| 5BNBSS14M     | 14mm lg. stainless steel hex bolt<br>6mm stainless steel hex nut and round brass spacer  | YB14L-A1<br>YB18L-A  | HYB16A-AB<br>YHD-12H  | YB16L-B<br>Y50-N18L-A   | YB18-A<br>SY50-N18L-A  |
| 5BNBSS22M     | 22mm lg. stainless steel hex bolt<br>6mm stainless steel hex nut and round brass spacer  | YB16-B   | YB16-B-CX   | YB16HL-A-CX   | YB16L-B  |

\* Use of thread locking agent recommended.

\*\* All hardware listed above is M6 thread.

<sup>FA</sup> Must use Factory Activated battery.

## DESIGNATION OF BATTERY TYPE NUMBERS

Conventional

**12 N 12A-4 A-1**

1 2 3 4 5 6

- 1 Nominal voltage
- 2 Conventional battery
- 3 Size of battery case
- 4 Polarity location
- 5 Exhaust location
- 6 Designates unique terminal

High Performance Conventional

**YB 16A L-A2**

1 2 3 4

- 1 High Performance Conventional battery
- 2 Size of battery case
- 3 Polarity location
- 4 Terminal and Exhaust location

AGM

**YTX 14 A H L-BS-1**

1 2 3 4 5 6 7

- 1 High Performance AGM (YTX, YIX, YTZ, YT, GYZ)
- 2 Performance classification
- 3 Designates unique battery case size
- 4 Higher CCA
- 5 Polarity location
- 6 Bottle supplied electrolyte
- 7 Designates unique terminal

**Best**

# BATTERY SPECIFICATIONS

AGM, High Performance

## Factory Activated (Non-Spillable)

**12 VOLT**

| Battery Type | Capacity AH (10H-R) | Dimensions – Inches (± 1/16 in) |        |                    | Dimensions – Millimeters (± 2 mm) |     |                  | Assembly Figure (As Per Cover Polarity) | Approx Weight with Acid (lbs.) | Terminal Type (Refer to page 6) | Acid Volume (Liter) | Regular Charge Current (Amp) | C.C.A. @ 0 °F (-18 °C) |
|--------------|---------------------|---------------------------------|--------|--------------------|-----------------------------------|-----|------------------|---|--------------------------------|---------------------------------|---------------------|------------------------------|------------------------|
|              |                     | L                               | W      | H                  | L                                 | W   | H                |   |                                |                                 |                     |                              |                        |
| GYZ16H       | 16                  | 6                               | 3 7/16 | 5 3/4              | 150                               | 87  | 145              |   | 12.4                           | 5                               | N/A                 | 1.6                          | 240                    |
| GYZ16HL      | 16                  | 6                               | 3 7/16 | 5 3/4              | 150                               | 87  | 145              |   | 12.4                           | 5                               | N/A                 | 1.6                          | 240                    |
| GYZ20L       | 20                  | 6 7/8                           | 3 7/16 | 6 1/8              | 175                               | 87  | 155              |   | 15.2                           | 4                               | N/A                 | 2.0                          | 250                    |
| GYZ20H       | 20                  | 6 7/8                           | 3 7/16 | 6 1/8              | 175                               | 87  | 155              |   | 15.7                           | 14                              | N/A                 | 2.0                          | 320                    |
| GYZ20HL      | 20                  | 6 7/8                           | 3 7/16 | 6 1/8              | 175                               | 87  | 155              |   | 15.7                           | 14                              | N/A                 | 2.0                          | 320                    |
| GYZ32HL      | 32                  | 6 9/16                          | 5      | 6 7/8              | 166                               | 126 | 175              |   | 24.7                           | 14                              | N/A                 | 3.2                          | 500                    |
| YTX14AH*     | 12                  | 5 5/16                          | 3 1/2  | 6 9/16             | 134                               | 89  | 166              |   | 11.1                           | 4                               | N/A                 | 1.2                          | 210                    |
| YTX14AHL     | 12                  | 5 5/16                          | 3 1/2  | 6 9/16             | 134                               | 89  | 166              |   | 11.1                           | 4                               | N/A                 | 1.2                          | 210                    |
| YTX14H       | 12                  | 6                               | 3 7/16 | 5 3/4              | 150                               | 87  | 145              |   | 10.6                           | 5                               | N/A                 | 1.2                          | 240                    |
| YTX20CH      | 18                  | 6                               | 3 7/16 | 6 3/8              | 150                               | 87  | 161              |   | 13.4                           | 5                               | N/A                 | 1.8                          | 270                    |
| YTX20H       | 18                  | 6 7/8                           | 3 7/16 | 6 1/8              | 175                               | 87  | 155              |   | 15.1                           | 4                               | N/A                 | 1.8                          | 310                    |
| YTX20HL      | 18                  | 6 7/8                           | 3 7/16 | 6 1/8              | 175                               | 87  | 155              |   | 15.1                           | 4                               | N/A                 | 1.8                          | 310                    |
| YTX20HL-PW** | 18                  | 6 7/8                           | 3 7/16 | 6 7/8 <sup>s</sup> | 175                               | 87  | 175 <sup>s</sup> |   | 15.1                           | 4                               | N/A                 | 1.8                          | 310                    |
| YTX24HL      | 21                  | 8 1/8                           | 3 7/16 | 6 3/8              | 205                               | 87  | 162              |   | 17.5                           | 4                               | N/A                 | 2.1                          | 350                    |
| YTZ7S        | 6                   | 4 7/16                          | 2 3/4  | 4 1/8              | 113                               | 70  | 105              |   | 4.6                            | 5                               | N/A                 | 0.6                          | 130                    |
| YTZ10S       | 8.6                 | 6                               | 3 7/16 | 3 11/16            | 150                               | 87  | 93               |   | 7.0                            | 11                              | N/A                 | 0.9                          | 190                    |
| YTZ12S       | 11                  | 6                               | 3 7/16 | 4 3/8              | 150                               | 87  | 110              |   | 8.1                            | 11                              | N/A                 | 1.1                          | 210                    |
| YTZ14S       | 11.2                | 6                               | 3 7/16 | 4 3/8              | 150                               | 87  | 110              |   | 8.6                            | 11                              | N/A                 | 1.1                          | 230                    |

## Fresh Pack (Battery Supplied Dry with an Acid Bottle)

**12 VOLT**

| Battery Type    | Capacity AH (10H-R) | Dimensions – Inches (± 1/16 in) |        |                    | Dimensions – Millimeters (± 2 mm) |    |                  | Assembly Figure (As Per Cover Polarity) | Approx Weight with Acid (lbs.) | Terminal Type (Refer to page 6) | Acid Volume (Liter) | Regular Charge Current (Amp) | C.C.A. @ 0 °F (-18 °C) |
|-----------------|---------------------|---------------------------------|--------|--------------------|-----------------------------------|----|------------------|---|--------------------------------|---------------------------------|---------------------|------------------------------|------------------------|
|                 |                     | L                               | W      | H                  | L                                 | W  | H                |   |                                |                                 |                     |                              |                        |
| YTZ5S           | 3.5                 | 4 7/16                          | 2 3/4  | 3 3/8              | 113                               | 70 | 86               |   | 3.5                            | 5                               | 0.20                | 0.4                          | 65                     |
| YTX14AH-BS*     | 12                  | 5 5/16                          | 3 1/2  | 6 9/16             | 134                               | 89 | 166              |   | 11.1                           | 4                               | 0.66                | 1.2                          | 210                    |
| YTX14AHL-BS     | 12                  | 5 5/16                          | 3 1/2  | 6 9/16             | 134                               | 89 | 166              |   | 11.1                           | 4                               | 0.66                | 1.2                          | 210                    |
| YTX14H-BS       | 12                  | 6                               | 3 7/16 | 5 3/4              | 150                               | 87 | 145              |   | 10.6                           | 5                               | 0.69                | 1.2                          | 240                    |
| YTX20CH-BS      | 18                  | 6                               | 3 7/16 | 6 3/8              | 150                               | 87 | 161              |   | 13.4                           | 5                               | 0.82                | 1.8                          | 270                    |
| YTX20H-BS       | 18                  | 6 7/8                           | 3 7/16 | 6 1/8              | 175                               | 87 | 155              |   | 15.1                           | 4                               | 0.93                | 1.8                          | 310                    |
| YTX20HL-BS      | 18                  | 6 7/8                           | 3 7/16 | 6 1/8              | 175                               | 87 | 155              |   | 15.1                           | 4                               | 0.93                | 1.8                          | 310                    |
| YTX20HL-BS-PW** | 18                  | 6 7/8                           | 3 7/16 | 6 7/8 <sup>s</sup> | 175                               | 87 | 175 <sup>s</sup> |   | 15.1                           | 4                               | 0.93                | 1.8                          | 310                    |
| YTX24HL-BS      | 21                  | 8 1/8                           | 3 7/16 | 6 3/8              | 205                               | 87 | 162              |   | 17.5                           | 4                               | 1.08                | 2.1                          | 350                    |

\* Includes 10mm height spacer for use in replacing YB14A-A1 and YB14A-A2.

\*\* Includes 20mm height spacer for use in replacing YB16CL-B.

# BATTERY SPECIFICATIONS

## AGM

**Better**

### Factory Activated (Non-Spillable)

**12 VOLT**

| Battery Type | Capacity AH (10H-R) | Dimensions – Inches (± 1/16 in) |        |        | Dimensions – Millimeters (± 2 mm) |     |     | Assembly Figure (As Per Cover Polarity) | Approx Weight with Acid (lbs.) | Terminal Type (Refer to page 6) | Acid Volume (Liter) | Regular Charge Current (Amp) | C.C.A. @ 0 °F (-18 °C) |
|--------------|---------------------|---------------------------------|--------|--------|-----------------------------------|-----|-----|---|--------------------------------|---------------------------------|---------------------|------------------------------|------------------------|
|              |                     | L                               | W      | H      | L                                 | W   | H   |   |                                |                                 |                     |                              |                        |
| YTX9         | 8                   | 6                               | 3 7/16 | 4 3/16 | 150                               | 87  | 105 |   | 6.6                            | 5                               | N/A                 | 0.9                          | 135                    |
| YTX12        | 10                  | 6                               | 3 7/16 | 5 1/8  | 150                               | 87  | 130 |   | 9.2                            | 5                               | N/A                 | 1.2                          | 180                    |
| YT12B        | 10                  | 6                               | 3 7/16 | 5 1/8  | 150                               | 87  | 130 |   | 9.2                            | 5                               | N/A                 | 1.2                          | 180                    |
| YTX14        | 12                  | 6                               | 3 7/16 | 5 3/4  | 150                               | 87  | 145 |   | 10.1                           | 5                               | N/A                 | 1.4                          | 210                    |
| YTX14L       | 12                  | 6                               | 3 7/16 | 5 3/4  | 150                               | 87  | 145 |   | 10.1                           | 5                               | N/A                 | 1.4                          | 200                    |
| YTX15L       | 13                  | 6 7/8                           | 3 7/16 | 5 1/8  | 175                               | 87  | 130 |   | 11.0                           | 4                               | N/A                 | 1.3                          | 230                    |
| YTX20        | 18                  | 6 7/8                           | 3 7/16 | 6 1/8  | 175                               | 87  | 155 |   | 13.9                           | 4                               | N/A                 | 1.8                          | 270                    |
| YTX20L       | 18                  | 6 7/8                           | 3 7/16 | 6 1/8  | 175                               | 87  | 155 |   | 13.9                           | 4                               | N/A                 | 1.8                          | 270                    |
| YIX30L       | 30                  | 6 9/16                          | 5      | 6 7/8  | 166                               | 126 | 175 |   | 22.0                           | 4                               | N/A                 | 3                            | 400                    |
| YIX30L-PW**  | 30                  | 6 9/16                          | 5      | 6 7/8  | 166                               | 126 | 175 |   | 22.0                           | 4                               | 1.40                | 3.0                          | 400                    |

### Fresh Pack (Battery Supplied Dry with an Acid Bottle)

**12 VOLT**

| Battery Type   | Capacity AH (10H-R) | Dimensions – Inches (± 1/16 in) |         |         | Dimensions – Millimeters (± 2 mm) |     |      | Assembly Figure (As Per Cover Polarity) | Approx Weight with Acid (lbs.) | Terminal Type (Refer to page 6) | Acid Volume (Liter) | Regular Charge Current (Amp) | C.C.A. @ 0 °F (-18 °C) |
|----------------|---------------------|---------------------------------|---------|---------|-----------------------------------|-----|------|---|--------------------------------|---------------------------------|---------------------|------------------------------|------------------------|
|                |                     | L                               | W       | H       | L                                 | W   | H    |   |                                |                                 |                     |                              |                        |
| YTR4A-BS       | 2.3                 | 4 1/2                           | 1 15/16 | 3 3/8   | 114                               | 49  | 86   |   | 2.4                            | 12                              | 0.14                | 0.3                          | 45                     |
| YT4B-BS        | 2.3                 | 4 1/2                           | 1 9/16  | 3 7/16  | 114                               | 39  | 86.5 |   | 2.4                            | 13                              | 0.12                | 0.3                          | 40                     |
| YTX4L-BS       | 3                   | 4 1/2                           | 2 13/16 | 3 3/8   | 114                               | 71  | 86   |   | 3.4                            | 5                               | 0.18                | 0.4                          | 50                     |
| YTX5L-BS       | 4                   | 4 1/2                           | 2 13/16 | 4 3/16  | 114                               | 71  | 106  |   | 4.2                            | 5                               | 0.24                | 0.5                          | 80                     |
| YT7B-BS        | 6.5                 | 6                               | 2 9/16  | 3 11/16 | 150                               | 65  | 93   |   | 5.9                            | 11                              | 0.33                | 0.7                          | 120                    |
| YTX7A-BS       | 6                   | 6                               | 3 7/16  | 3 3/4   | 150                               | 87  | 94   |   | 6.3                            | 5                               | 0.33                | 0.7                          | 105                    |
| YTX7L-BS       | 6                   | 4 1/2                           | 2 13/16 | 5 3/16  | 114                               | 71  | 131  |   | 6.1                            | 5                               | 0.33                | 0.6                          | 100                    |
| YT9B-BS        | 8                   | 6                               | 2 3/4   | 4 1/8   | 150                               | 70  | 105  |   | 8.7                            | 11                              | 0.40                | 0.8                          | 115                    |
| YTX9-BS        | 8                   | 6                               | 3 7/16  | 4 3/16  | 150                               | 87  | 105  |   | 6.6                            | 5                               | 0.40                | 0.9                          | 135                    |
| YT12A-BS       | 10                  | 6                               | 3 7/16  | 4 3/16  | 150                               | 87  | 105  |   | 7.7                            | 5                               | 0.47                | 1.0                          | 175                    |
| YT12B-BS       | 10                  | 6                               | 2 3/4   | 5 1/8   | 150                               | 69  | 130  |   | 9.0                            | 11                              | 0.52                | 1.0                          | 210                    |
| YTX12-BS       | 10                  | 6                               | 3 7/16  | 5 1/8   | 150                               | 87  | 130  |   | 9.2                            | 5                               | 0.60                | 1.2                          | 180                    |
| KMX14-BS*      | 12                  | 6                               | 3 7/16  | 5 3/4   | 150                               | 87  | 145  |   | 10.1                           | 5                               | 0.69                | 1.4                          | 200                    |
| YT14B-BS       | 12                  | 6 1/8                           | 2 3/4   | 5 3/4   | 150                               | 70  | 145  |   | 11.8                           | 11                              | 0.60                | 1.2                          | 210                    |
| YTX14-BS       | 12                  | 6                               | 3 7/16  | 5 3/4   | 150                               | 87  | 145  |   | 10.1                           | 5                               | 0.69                | 1.4                          | 200                    |
| YTX14L-BS      | 12                  | 6                               | 3 7/16  | 5 3/4   | 150                               | 87  | 145  |   | 10.1                           | 5                               | 0.69                | 1.4                          | 200                    |
| YTX15L-BS      | 13                  | 6 7/8                           | 3 7/16  | 5 1/8   | 175                               | 87  | 130  |   | 11.0                           | 4                               | 0.69                | 1.3                          | 230                    |
| YTX16-BS       | 14                  | 6                               | 3 7/16  | 6 3/8   | 150                               | 87  | 161  |   | 12.6                           | 4                               | 0.78                | 1.4                          | 230                    |
| YTX16-BS-1     | 14                  | 6                               | 3 7/16  | 6 3/8   | 150                               | 87  | 161  |   | 12.6                           | 1                               | 0.78                | 1.4                          | 230                    |
| YT19BL-BS      | 17.7                | 7 7/16                          | 3 3/16  | 6 11/16 | 185                               | 81  | 170  |   | 12.5                           | 10                              | 0.95                | 1.8                          | 170                    |
| YTX20-BS       | 18                  | 6 7/8                           | 3 7/16  | 6 1/8   | 175                               | 87  | 155  |   | 13.9                           | 4                               | 0.93                | 1.8                          | 270                    |
| YTX20L-BS      | 18                  | 6 7/8                           | 3 7/16  | 6 1/8   | 175                               | 87  | 155  |   | 13.9                           | 4                               | 0.93                | 1.8                          | 270                    |
| YIX30L-BS      | 30                  | 6 9/16                          | 5       | 6 7/8   | 166                               | 126 | 175  |   | 22.0                           | 4                               | 1.40                | 3.0                          | 400                    |
| YIX30L-BS-PW** | 30                  | 6 9/16                          | 5       | 6 7/8   | 166                               | 126 | 175  |   | 22.0                           | 4                               | 1.40                | 3.0                          | 400                    |

\* Available at Kawasaki dealers only.  
 \*\* Includes 17mm height spacer for replacing YB30CL-B

# BATTERY SPECIFICATIONS

## High Performance, Conventional (YuMicron)

## 12 VOLT

| Battery Type               | Capacity<br>AH (10H-R) | Dimensions – Inches<br>(± 1/16 in) |        |         | Dimensions – Millimeters<br>(± 2 mm) |      |     | Assembly Figure<br>(As Per Cover Polarity) | Approx<br>Weight<br>w/out Acid<br>(lbs.) | Terminal<br>Type<br>(Refer to<br>page 6) | Acid<br>Volume<br>(oz.) | Regular<br>Charge<br>Current<br>(Amp) |
|----------------------------|------------------------|------------------------------------|--------|---------|--------------------------------------|------|-----|--|--|--|-------------------------|---------------------------------------|
|                            |                        | L                                  | W      | H       | L                                    | W    | H   |  |  |  |                         |                                       |
| YB2.5L-C                   | 2.5                    | 3 3/16                             | 2 3/4  | 4 1/8   | 80                                   | 70   | 105 |  | 1.7                                      | -  | 8.1                     | 0.3                                   |
| YB2.5L-C-1                 | 2.5                    | 3 3/16                             | 2 3/4  | 4 1/8   | 80                                   | 70   | 105 |  | 1.7                                      | -  | 8.1                     | 0.3                                   |
| YB3L-A                     | 3                      | 3 7/8                              | 2 1/4  | 4 3/8   | 98                                   | 56   | 110 |  | 2.5                                      | 6  | 8.1                     | 0.3                                   |
| YB3L-B                     | 3                      | 3 7/8                              | 2 1/4  | 4 3/8   | 98                                   | 56   | 110 |  | 2.5                                      | 6  | 8.1                     | 0.3                                   |
| YB4L-A                     | 4                      | 4 3/4                              | 2 3/4  | 3 5/8   | 120                                  | 70   | 92  |  | 2.8                                      | 5  | 10.1                    | 0.4                                   |
| YB4L-B                     | 4                      | 4 3/4                              | 2 3/4  | 3 5/8   | 120                                  | 70   | 92  |  | 2.8                                      | 5  | 10.1                    | 0.4                                   |
| YB5L-B                     | 5                      | 4 3/4                              | 2 3/8  | 5 1/8   | 120                                  | 60   | 130 |  | 3.5                                      | 6  | 12.2                    | 0.5                                   |
| YB6L-B                     | 6                      | 5 1/2                              | 2 7/8  | 3 17/18 | 138                                  | 72.5 | 100 |  | 3.5                                      | 6  | 12.2                    | 0.5                                   |
| YB7-A                      | 8                      | 5 5/16                             | 3      | 5 1/4   | 135                                  | 75   | 133 |  | 5.1                                      | 6  | 20.3                    | 0.8                                   |
| YB7B-B                     | 7                      | 6                                  | 2 3/8  | 5 1/8   | 150                                  | 60   | 130 |  | 4.0                                      | 6  | 16.9                    | 0.7                                   |
| YB7C-A                     | 8                      | 5 1/8                              | 3 9/16 | 4 1/2   | 130                                  | 90   | 114 |  | 5.1                                      | 1  | 20.3                    | 0.8                                   |
| YB7L-B                     | 8                      | 5 5/16                             | 3      | 5 1/4   | 135                                  | 75   | 133 |  | 5.1                                      | 6  | 20.3                    | 0.8                                   |
| YB9A-A                     | 9                      | 5 5/16                             | 3      | 6 1/8   | 135                                  | 75   | 155 |  | 5.3                                      | 6  | 20.3                    | 0.9                                   |
| YB9L-A2                    | 9                      | 5 5/16                             | 3      | 5 1/2   | 135                                  | 75   | 139 |  | 5.3                                      | 2  | 20.3                    | 0.9                                   |
| YB9-B                      | 9                      | 5 5/16                             | 3      | 5 1/2   | 135                                  | 75   | 139 |  | 5.3                                      | 6  | 20.3                    | 0.9                                   |
| YB9L-B                     | 9                      | 5 5/16                             | 3      | 5 1/2   | 135                                  | 75   | 139 |  | 5.3                                      | 6  | 20.3                    | 0.9                                   |
| YB10A-A2                   | 11                     | 5 5/16                             | 3 9/16 | 6 1/8   | 135                                  | 90   | 155 |  | 7.0                                      | 8  | 27.0                    | 1.1                                   |
| YB10L-A2                   | 11                     | 5 5/16                             | 3 9/16 | 5 3/4   | 135                                  | 90   | 145 |  | 7.0                                      | 8  | 27.0                    | 1.1                                   |
| YB10L-B                    | 11                     | 5 5/16                             | 3 9/16 | 5 3/4   | 135                                  | 90   | 145 |  | 7.0                                      | 6  | 27.0                    | 1.1                                   |
| YB10L-B2                   | 11                     | 5 5/16                             | 3 9/16 | 5 3/4   | 135                                  | 90   | 145 |  | 7.0                                      | 8  | 27.0                    | 1.1                                   |
| YB12A-A                    | 12                     | 5 5/16                             | 3 3/16 | 6 5/16  | 134                                  | 80   | 160 |  | 6.8                                      | 6  | 27.0                    | 1.2                                   |
| YB12A-A <sup>W/S</sup> ▲   | 12                     | 5 5/16                             | 3 3/16 | 6 5/16  | 134                                  | 80   | 160 |  | 6.8                                      | 6  | 27.0                    | 1.2                                   |
| YB12A-A <sup>W/TA</sup> ** | 12                     | 5 5/16                             | 3 3/16 | 6 5/16  | 134                                  | 80   | 160 |  | 6.8                                      | 6  | 27.0                    | 1.2                                   |
| YB12AL-A <sup>W/TA</sup> D | 12                     | 5 5/16                             | 3 3/16 | 6 5/16  | 134                                  | 80   | 160 |  | 6.8                                      | 6  | 25.4                    | 1.2                                   |
| YB12AL-A                   | 12                     | 5 5/16                             | 3 3/16 | 6 5/16  | 134                                  | 80   | 160 |  | 6.8                                      | 6  | 25.4                    | 1.2                                   |
| YB12AL-A2*                 | 12                     | 5 5/16                             | 3 3/16 | 6 5/16  | 134                                  | 80   | 160 |  | 6.8                                      | 8  | 25.4                    | 1.2                                   |
| YB12A-B                    | 12                     | 5 5/16                             | 3 3/16 | 6 5/16  | 134                                  | 80   | 160 |  | 6.8                                      | 6  | 25.4                    | 1.2                                   |
| YB12B-B2                   | 12                     | 6 5/16                             | 3 9/16 | 5 1/8   | 160                                  | 90   | 130 |  | 7.1                                      | 8  | 27.0                    | 1.2                                   |
| YB12C-A                    | 12                     | 5 5/16                             | 3 9/16 | 6 7/8   | 134                                  | 80   | 175 |  | 7.1                                      | 4  | 27.0                    | 1.2                                   |
| YB14-A2                    | 14                     | 5 5/16                             | 3 1/2  | 6 9/16  | 134                                  | 89   | 166 |  | 7.6                                      | 8  | 30.4                    | 1.4                                   |
| YB14A-A1                   | 14                     | 5 5/16                             | 3 1/2  | 6 15/16 | 134                                  | 89   | 176 |  | 7.9                                      | 6  | 30.4                    | 1.4                                   |

\* Includes terminal adaptor for converting to top mount.  
 \*\* When ordering this battery, specify terminal adaptor.  
 ▲ When ordering this battery, specify sensor.

D Discontinued, use YB12AL-A2.

# BATTERY SPECIFICATIONS

## High Performance, Conventional (YuMicron)

## 12 VOLT

| Battery Type              | Capacity<br>AH (10H-R) | Dimensions – Inches<br>(± 1/16 in) |         |         | Dimensions – Millimeters<br>(± 2 mm) |      |       | Assembly Figure<br>(As Per Cover Polarity) | Approx<br>Weight<br>w/out Acid<br>(lbs.) | Terminal<br>Type<br>(Refer to<br>page 6) | Acid<br>Volume<br>(oz.) | Regular<br>Charge<br>Current<br>(Amp) |
|---------------------------|------------------------|------------------------------------|---------|---------|--------------------------------------|------|-------|--|--|--|-------------------------|---------------------------------------|
|                           |                        | L                                  | W       | H       | L                                    | W    | H     |  |  |  |                         |                                       |
| YB14A-A2                  | 14                     | 5 5/16                             | 3 1/2   | 6 15/16 | 134                                  | 89   | 176   |  | 7.9                                      | 8  | 30.4                    | 1.4                                   |
| YB14L-A1                  | 14                     | 5 5/16                             | 3 1/2   | 6 9/16  | 134                                  | 89   | 166   |  | 7.6                                      | 1  | 30.4                    | 1.4                                   |
| YB14L-A2                  | 14                     | 5 5/16                             | 3 1/2   | 6 9/16  | 134                                  | 89   | 166   |  | 7.6                                      | 8  | 30.4                    | 1.4                                   |
| YB14L-A2 <sup>WS D4</sup> | 14                     | 5 5/16                             | 3 1/2   | 6 9/16  | 134                                  | 89   | 166   |  | 7.6                                      | 8  | 30.4                    | 1.4                                   |
| YB14L-B2                  | 14                     | 5 5/16                             | 3 1/2   | 6 9/16  | 134                                  | 89   | 166   |  | 7.6                                      | 8  | 30.4                    | 1.4                                   |
| YB14-B2                   | 14                     | 5 5/16                             | 3 1/2   | 6 9/16  | 134                                  | 89   | 166   |  | 7.6                                      | 8  | 30.4                    | 1.4                                   |
| SYB14L-A2 *               | 14                     | 5 5/16                             | 3 1/2   | 6 9/16  | 134                                  | 89   | 166   |  | 7.6                                      | 8  | 30.4                    | 1.4                                   |
| SYB14L-B2 <sup>D1</sup> * | 14                     | 5 5/16                             | 3 1/2   | 6 9/16  | 134                                  | 89   | 166   |  | 7.6                                      | 8  | 30.4                    | 1.4                                   |
| YB16AL-A2                 | 16                     | 8 1/8                              | 2 13/16 | 6 7/16  | 207                                  | 71.5 | 164   |  | 8.6                                      | 2  | 37.2                    | 1.6                                   |
| HYB16A-AB                 | 16                     | 6                                  | 3 5/8   | 7 1/16  | 151                                  | 91   | 180   |  | 8.5                                      | 7  | 30.4                    | 1.6                                   |
| YB16-B                    | 19                     | 6 7/8                              | 4       | 6 1/8   | 175                                  | 100  | 155   |  | 10.5                                     | 6  | 40.6                    | 1.9                                   |
| YB16-B-CX                 | 19                     | 6 7/8                              | 4       | 6 1/8   | 175                                  | 100  | 155   |  | 10.5                                     | 6  | 40.6                    | 1.9                                   |
| YB16HL-A-CX               | 19                     | 6 7/8                              | 4       | 6 1/8   | 175                                  | 100  | 155   |  | 10.5                                     | 6  | 40.6                    | 1.9                                   |
| YB16L-B                   | 19                     | 6 7/8                              | 4       | 6 1/8   | 175                                  | 100  | 155   |  | 10.5                                     | 6  | 40.6                    | 1.9                                   |
| YB16B-A                   | 16                     | 6 5/16                             | 3 9/16  | 6 3/8   | 160                                  | 90   | 161   |  | 8.4                                      | 4  | 33.8                    | 1.6                                   |
| YB16B-A1*                 | 16                     | 6 5/16                             | 3 9/16  | 6 3/8   | 160                                  | 90   | 161   |  | 8.4                                      | 7  | 33.8                    | 1.6                                   |
| YB16C-B                   | 19                     | 6 7/8                              | 4       | 6 7/8   | 175                                  | 100  | 175   |  | 10.1                                     | 5  | 40.6                    | 1.9                                   |
| YB16CL-B                  | 19                     | 6 7/8                              | 4       | 6 7/8   | 175                                  | 100  | 175   |  | 10.1                                     | 5  | 40.6                    | 1.9                                   |
| SYB16L-B <sup>D2</sup> *  | 19                     | 6 15/16                            | 4       | 6 1/8   | 175                                  | 100  | 155   |  | 9.3                                      | 6  | 43.9                    | 1.9                                   |
| YB18-A                    | 18                     | 7 1/8                              | 3 9/16  | 6 3/8   | 180                                  | 90   | 162   |  | 9.4                                      | 7  | 40.6                    | 1.8                                   |
| YB18L-A                   | 18                     | 7 1/8                              | 3 9/16  | 6 3/8   | 180                                  | 90   | 162   |  | 9.4                                      | 7  | 40.6                    | 1.8                                   |
| Y50-N18A-A                | 20                     | 8 1/8                              | 3 9/16  | 6 15/16 | 205                                  | 90   | 176   |  | 11.2                                     | 7  | 50.7                    | 2.0                                   |
| Y50-N18L-A                | 20                     | 8 1/8                              | 3 9/16  | 6 3/8   | 205                                  | 90   | 162   |  | 11.2                                     | 7  | 44.0                    | 2.0                                   |
| Y50-N18L-A-CX             | 20                     | 8 1/8                              | 3 9/16  | 6 3/8   | 205                                  | 90   | 162   |  | 11.2                                     | 7  | 44.0                    | 2.0                                   |
| Y50-N18L-A3               | 20                     | 8 1/8                              | 3 9/16  | 6 3/8   | 205                                  | 90   | 162   |  | 11.2                                     | 4  | 44.0                    | 2.0                                   |
| SY50-N18L-AT *            | 20                     | 8 1/8                              | 3 9/16  | 6 3/8   | 205                                  | 90   | 162   |  | 11.2                                     | 7  | 44.0                    | 2.0                                   |
| Y60-N24-A <sup>D4</sup>   | 28                     | 7 1/4                              | 4 7/8   | 6 7/8   | 184                                  | 124  | 175   |  | 14.4                                     | 3  | 57.5                    | 2.8                                   |
| Y60-N24AL-B <sup>D3</sup> | 28                     | 7 1/4                              | 4 7/8   | 6 7/8   | 184                                  | 124  | 175   |  | 14.4                                     | 3  | 57.5                    | 2.8                                   |
| YB30L-B                   | 30                     | 6 5/8                              | 5 3/16  | 6 15/16 | 168                                  | 132  | 176   |  | 14.1                                     | 4  | 57.5                    | 3.0                                   |
| YB30CL-B                  | 30                     | 6 5/8                              | 5 3/16  | 7 9/16  | 168                                  | 132  | 192.2 |  | 14.5                                     | 4  | 57.5                    | 3.0                                   |
| 51814                     | 19 <sup>***</sup>      | 7 7/16                             | 3 1/4   | 6 7/8   | 186                                  | 82   | 171   |  | 9.4                                      | 10                                       | 33.8                    | 1.9                                   |
| 51913                     | 19 <sup>***</sup>      | 7 7/16                             | 3 1/4   | 6 7/8   | 186                                  | 82   | 171   |  | 9.4                                      | 10                                       | 33.8                    | 1.9                                   |
| 53030                     | 30 <sup>***</sup>      | 7 7/16                             | 5 1/8   | 6 7/8   | 186                                  | 130  | 171   |  | 16.1                                     | 10                                       | 54.1                    | 3.0                                   |

<sup>D1</sup> Discontinued, use YB14L-B2.  
<sup>D2</sup> Discontinued, use YB16L-B.  
<sup>D3</sup> Discontinued, use 53030.  
<sup>D4</sup> Discontinued.

◆ This battery includes a sensor.  
\* Includes terminal adaptor for converting to side mount.  
\*\*\* DIN Standard @ 20 hr. rate.

# BATTERY SPECIFICATIONS

## Conventional

## 6 VOLT

| Battery Type            | Capacity<br>AH (10H-R) | Dimensions – Inches<br>(± 1/16 in) |         |         | Dimensions – Millimeters<br>(± 2 mm) |    |     | Assembly Figure<br>(As Per Cover Polarity) | Approx<br>Weight<br>w/out Acid<br>(lbs.) | Terminal<br>Type<br>(Refer to<br>page 6) | Acid<br>Volume<br>(oz.) | Regular<br>Charge<br>Current<br>(Amp) |
|-------------------------|------------------------|------------------------------------|---------|---------|--------------------------------------|----|-----|--|--|--|-------------------------|---------------------------------------|
|                         |                        | L                                  | W       | H       | L                                    | W  | H   |  |  |  |                         |                                       |
| 6N2-2A                  | 2                      | 2 3/4                              | 1 7/8   | 3 3/4   | 70                                   | 47 | 96  |  | 1.0                                      | -  | 3.4                     | 0.2                                   |
| 6N2-2A-1 <sup>D4</sup>  | 2                      | 2 3/4                              | 1 7/8   | 3 3/4   | 70                                   | 47 | 96  |  | 1.0                                      | -  | 3.4                     | 0.2                                   |
| 6N2-2A-3                | 2                      | 2 3/4                              | 1 7/8   | 3 3/4   | 70                                   | 47 | 96  |  | 1.0                                      | -  | 3.4                     | 0.2                                   |
| 6N2-2A-4                | 2                      | 2 3/4                              | 1 7/8   | 3 3/4   | 70                                   | 47 | 96  |  | 1.0                                      | -  | 3.4                     | 0.2                                   |
| 6N2-2A-8                | 2                      | 2 3/4                              | 1 7/8   | 3 3/4   | 70                                   | 47 | 96  |  | 1.0                                      | -  | 3.4                     | 0.2                                   |
| 6N2A-2C                 | 2                      | 2 3/4                              | 1 7/8   | 4 3/16  | 70                                   | 47 | 106 |  | 1.0                                      | -  | 3.4                     | 0.2                                   |
| 6N2A-2C-1 <sup>**</sup> | 2                      | 2 3/4                              | 1 7/8   | 4 3/16  | 70                                   | 47 | 106 |  | 1.0                                      | -  | 3.4                     | 0.2                                   |
| 6N2A-2C-3               | 2                      | 2 3/4                              | 1 7/8   | 4 3/16  | 70                                   | 47 | 106 |  | 1.0                                      | -  | 3.4                     | 0.2                                   |
| 6N4-2A                  | 4                      | 2 13/16                            | 2 13/16 | 3 3/4   | 71                                   | 71 | 96  |  | 1.3                                      | -  | 6.8                     | 0.4                                   |
| 6N4-2A-4                | 4                      | 2 13/16                            | 2 13/16 | 3 3/4   | 71                                   | 71 | 96  |  | 1.3                                      | -  | 6.8                     | 0.4                                   |
| 6N4-2A-5                | 4                      | 2 13/16                            | 2 13/16 | 3 3/4   | 71                                   | 71 | 96  |  | 1.3                                      | -  | 6.8                     | 0.4                                   |
| 6N4-2A-6                | 4                      | 2 13/16                            | 2 13/16 | 3 3/4   | 71                                   | 71 | 96  |  | 1.3                                      | -  | 6.8                     | 0.4                                   |
| 6N4-2A-8                | 4                      | 2 13/16                            | 2 13/16 | 3 3/4   | 71                                   | 71 | 96  |  | 1.3                                      | -  | 6.8                     | 0.4                                   |
| 6N4A-4D                 | 4                      | 2 3/8                              | 2 1/4   | 5 1/8   | 61                                   | 57 | 131 |  | 1.7                                      | -  | 6.8                     | 0.4                                   |
| 6N4B-2A                 | 4                      | 4                                  | 1 7/8   | 3 3/4   | 102                                  | 48 | 96  |  | 1.7                                      | -  | 6.8                     | 0.4                                   |
| 6N4B-2A-3               | 4                      | 4                                  | 1 7/8   | 3 3/4   | 102                                  | 48 | 96  |  | 1.7                                      | -  | 6.8                     | 0.4                                   |
| 6N4B-2A-5               | 4                      | 4                                  | 1 7/8   | 3 3/4   | 102                                  | 48 | 96  |  | 1.7                                      | -  | 6.8                     | 0.4                                   |
| 6N4C-1B <sup>D4</sup>   | 4                      | 2 13/16                            | 2 13/16 | 4 1/8   | 71                                   | 71 | 105 |  | 1.4                                      | -  | 6.8                     | 0.4                                   |
| 6N5.5-1D                | 5.5                    | 3 9/16                             | 2 3/4   | 3 15/16 | 90                                   | 70 | 100 |  | 1.8                                      | -  | 10.1                    | 0.6                                   |
| 6N6-3B                  | 6                      | 3 7/8                              | 2 1/4   | 4 3/8   | 99                                   | 57 | 111 |  | 2.0                                      | 6  | 10.1                    | 0.6                                   |
| 6N6-3B-1                | 6                      | 3 7/8                              | 2 1/4   | 4 3/8   | 99                                   | 57 | 111 |  | 2.0                                      | 6  | 10.1                    | 0.6                                   |
| 6N6-1D-2                | 6                      | 3 7/8                              | 2 1/4   | 4 3/8   | 99                                   | 57 | 111 |  | 2.0                                      | -  | 10.1                    | 0.6                                   |
| 6N11-2D                 | 11                     | 5 7/8                              | 2 3/4   | 3 15/16 | 150                                  | 70 | 100 |  | 3.5                                      | 6  | 13.5                    | 1.1                                   |
| 6N11A-1B                | 11                     | 4 13/16                            | 2 7/16  | 5 1/8   | 122                                  | 62 | 131 |  | 3.5                                      | 6  | 13.5                    | 1.1                                   |
| B54-6                   | 12                     | 6 1/8                              | 2 1/4   | 4 9/16  | 156                                  | 57 | 116 |  | 3.8                                      | 6  | 16.9                    | 1.2                                   |
| 6N12A-2D                | 12                     | 6 1/8                              | 2 1/4   | 4 9/16  | 156                                  | 57 | 116 |  | 3.8                                      | 6  | 15.2                    | 1.2                                   |
| B38-6A                  | 13                     | 4 1/16                             | 3 1/4   | 6 15/16 | 119                                  | 83 | 161 |  | 4.7                                      | 6  | 21.0                    | 1.3                                   |
| 6YB8L-B                 | 8                      | 4 3/4                              | 2 3/4   | 3 3/4   | 120                                  | 70 | 95  |  | 3.0                                      | 6  | 10.5                    | 0.8                                   |
| 6YB11-2D                | 11                     | 5 7/8                              | 2 3/4   | 3 15/16 | 150                                  | 70 | 100 |  | 4.4                                      | 6  | 13.5                    | 1.1                                   |

\*\* 6N2A-2C-1 replaces B60-6.  
<sup>D4</sup> Discontinued.

# BATTERY SPECIFICATIONS

| Conventional             |                        |                                    |        |         |                                      |     |     | 12 VOLT                                    |  |  |                         |                                       |
|--------------------------|------------------------|------------------------------------|--------|---------|--------------------------------------|-----|-----|--|--|--|-------------------------|---------------------------------------|
| Battery Type             | Capacity<br>AH (10H-R) | Dimensions – Inches<br>(± 1/16 in) |        |         | Dimensions – Millimeters<br>(± 2 mm) |     |     | Assembly Figure<br>(As Per Cover Polarity) | Approx<br>Weight<br>w/out Acid<br>(lbs.) | Terminal<br>Type<br>(Refer to<br>page 6) | Acid<br>Volume<br>(oz.) | Regular<br>Charge<br>Current<br>(Amp) |
|                          |                        | L                                  | W      | H       | L                                    | W   | H   |  |  |  |                         |                                       |
| 12N5-3B                  | 5                      | 4 3/4                              | 2 3/8  | 5 1/8   | 120                                  | 60  | 130 |  | 3.1                                      | 6  | 13.5                    | 0.5                                   |
| 12N5-4B                  | 5                      | 4 3/4                              | 2 3/8  | 5 1/8   | 120                                  | 60  | 130 |  | 3.1                                      | 6  | 13.5                    | 0.5                                   |
| 12N5.5-3B                | 5.5                    | 5 5/16                             | 2 3/8  | 5 1/8   | 135                                  | 60  | 130 |  | 4.3                                      | 6  | 13.5                    | 0.6                                   |
| 12N5.5-4A                | 5.5                    | 5 5/16                             | 2 3/8  | 5 1/8   | 135                                  | 60  | 130 |  | 4.3                                      | 2  | 13.5                    | 0.6                                   |
| 12N5.5A-3B               | 5.5                    | 4 1/16                             | 3 9/16 | 4 1/2   | 103                                  | 90  | 114 |  | 4.3                                      | 6  | 16.9                    | 0.6                                   |
| 12N7-3B                  | 7                      | 5 5/16                             | 3      | 5 1/4   | 135                                  | 75  | 133 |  | 4.9                                      | 6  | 16.9                    | 0.7                                   |
| 12N7-4A                  | 7                      | 5 5/16                             | 3      | 5 1/4   | 135                                  | 75  | 133 |  | 4.9                                      | 6  | 16.9                    | 0.7                                   |
| 12N7-4B                  | 7                      | 5 5/16                             | 3      | 5 1/4   | 135                                  | 75  | 133 |  | 4.9                                      | 6  | 16.9                    | 0.7                                   |
| 12N7D-3B                 | 7                      | 5 5/16                             | 3      | 5 15/16 | 135                                  | 75  | 150 |  | 4.9                                      | 6  | 20.3                    | 0.7                                   |
| 12N9-3A                  | 9                      | 5 5/16                             | 3      | 5 1/2   | 135                                  | 75  | 139 |  | 5.4                                      | 9  | 20.3                    | 0.9                                   |
| 12N9-3A-1 <sup>D5</sup>  | 9                      | 5 5/16                             | 3      | 5 1/2   | 135                                  | 75  | 139 |  | 5.4                                      | 6  | 20.3                    | 0.9                                   |
| 12N9-3B                  | 9                      | 5 5/16                             | 3      | 5 1/2   | 135                                  | 75  | 139 |  | 5.4                                      | 6  | 20.3                    | 0.9                                   |
| 12N9-4B-1                | 9                      | 5 5/16                             | 3      | 5 1/2   | 135                                  | 75  | 139 |  | 5.4                                      | 6  | 20.3                    | 0.9                                   |
| 12N10-3A-2 <sup>D6</sup> | 10                     | 5 5/16                             | 3 9/16 | 5 3/4   | 135                                  | 90  | 145 |  | 5.8                                      | 8  | 27.0                    | 1.0                                   |
| 12N12A-4A-1              | 12                     | 5 5/16                             | 3 3/16 | 6 5/16  | 134                                  | 80  | 160 |  | 6.8                                      | 6  | 23.7                    | 1.2                                   |
| 12N14-3A                 | 14                     | 5 5/16                             | 3 1/2  | 6 9/16  | 134                                  | 89  | 166 |  | 7.5                                      | 8  | 27.0                    | 1.4                                   |
| 12N24-3A                 | 24                     | 7 1/4                              | 4 7/8  | 6 7/8   | 184                                  | 124 | 175 |  | 12.1                                     | 3  | 40.6                    | 2.4                                   |
| 12N24-3                  | 24                     | 7 1/4                              | 4 7/8  | 6 7/8   | 184                                  | 124 | 175 |  | 12.1                                     | 3  | 40.6                    | 2.4                                   |
| YHD-12H                  | 29                     | 8 1/8                              | 5 1/4  | 6 1/2   | 206                                  | 133 | 165 |  | 13.3                                     | 9  | 67.6                    | 2.8                                   |

<sup>D5</sup> Discontinued, use YB9L-A2.  
<sup>D6</sup> Discontinued, use YB10L-A2.

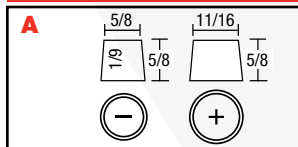
# JAPANESE TRACTOR BATTERY SPECIFICATIONS

| JIS Type   | Reference Number    | Plate / Cell | Capacity Ah ▲ (5 hr) | Capacity Ah ▲ (20 hr) | Cranking Performance ▲ (Amps 0 °F) | Reserve Capacity Minutes (80 °F) | Overall Dimensions (inches) |         |         | Shipping Weight Dry (lbs.) | Volume Of Acid (oz.) | Charging Current (Amp) | See Key  |        |
|------------|---------------------|--------------|----------------------|-----------------------|------------------------------------|----------------------------------|-----------------------------|---------|---------|----------------------------|----------------------|------------------------|----------|--------|
|            |                     |              |                      |                       |                                    |                                  | L                           | W       | H       |                            |                      |                        | Terminal | Layout |
| *36B20L(S) | 40B19L(S) NS40ZL(S) | 9            | 28                   | 35                    | 275                                | 52                               | 7 3/4                       | 5 1/16  | 8 15/16 | 17.9                       | 84.6                 | 3.5                    | A        | 2      |
| 46B24R     | NS60                | 13           | 36                   | 45                    | 330                                | 75                               | 9 3/8                       | 5 1/16  | 8 15/16 | 20.1                       | 109.0                | 4.5                    | B        | 1      |
| *46B24L(S) | NX60L(S)            | 13           | 36                   | 45                    | 330                                | 75                               | 9 3/8                       | 5 1/16  | 8 15/16 | 20.1                       | 109.5                | 4.5                    | A        | 2      |
| 36B20L     | 40B19L/NS40ZL       | 9            | 28                   | 35                    | 275                                | 52                               | 7 3/4                       | 5 1/16  | 8 15/16 | 17.9                       | 91.7                 | 3.5                    | B        | 2      |
| *55B24L(S) | NX100S6L(S)         | 13           | 36                   | 45                    | 410                                | 70                               | 9 3/8                       | 5 1/16  | 8 15/16 | 21.3                       | 109.3                | 4.5                    | A        | 2      |
| 95E41R     | N100                | 17           | 80                   | 100                   | 475                                | 200                              | 16 3/8                      | 6 15/16 | 9 3/8   | 38.1                       | 233.1                | 10                     | A        | 1      |
| 115F51     | N120                | 21           | 96                   | 120                   | 420                                | 240                              | 19 7/8                      | 7 3/16  | 10 1/8  | 48.7                       | 317.4                | 12.0                   | A        | 3      |
| 145F51     | NS150               | 25           | 120                  | 150                   | 760                                | 296                              | 19 7/8                      | 7 3/16  | 10 1/8  | 56.2                       | 370.3                | 14.0                   | A        | 3      |
| 145G51     | N150                | 23           | 120                  | 150                   | 685                                | 240                              | 20 3/16                     | 8 3/4   | 10 1/8  | 63.8                       | 337.8                | 15                     | A        | 3      |
| 190H52     | N200                | 31           | 160                  | 200                   | 765                                | 370                              | 20 3/4                      | 11 1/16 | 10 3/4  | 81.7                       | 479.7                | 20                     | A        | 3      |

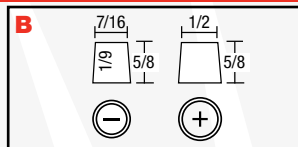
\* (S) signifies Standard Terminal

▲ Figures based on JIS/SAE specifications and reference only.

## TERMINALS (measurements in inches)

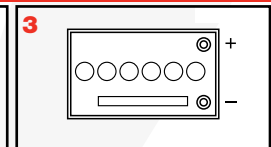
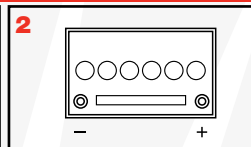
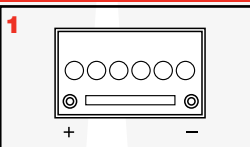


Standard Terminal



Small Terminal

## BATTERY LAYOUTS



# BATTERY UPGRADE CROSS REFERENCE

| GYZ Series                    | AGM Factory Activated                    | AGM High Performance       | AGM                    | YuMicron CX               | Conventional               |
|-------------------------------|--|----------------------------|------------------------|---------------------------|----------------------------|
| -                             | -  | -                          | -                      | 6YB11-2D                  | 6N11-2D                    |
| -                             | YTZ5S                                    | YTX4L-BS                   | YT4L-BS (Discontinued) | YB4L-A, YB4L-B            | -                          |
| -                             | YTZ7S                                    | YTX5L-BS                   | YT5L-BS (Discontinued) | -                         | 12N5-3B                    |
| -                             | -  | -                          | -                      | YB5L-B                    | 12N7-3B                    |
| -                             | -  | -                          | -                      | YB7L-B                    | 12N7-4A                    |
| -                             | -  | -                          | -                      | YB7-A                     | 12N9-4B-1                  |
| -                             | -  | -                          | -                      | YB9-B                     | 12N9-3B                    |
| -                             | -  | -                          | -                      | YB9L-B                    | 12N10-3A-2                 |
| -                             | -  | -                          | -                      | YB10L-A2                  | 12N12A-4A-1                |
| -                             | -  | -                          | -                      | YB12A-A                   | -                          |
| GYZ16H                        | YTX14H                                   | YTX14H-BS                  | YTX14-BS               | -                         | -                          |
| -                             | YTX14AH                                  | YTX14AH-BS                 | -                      | YB14-A2, YB14-B2          | -                          |
| -                             | YTX14AH <sup>3,4</sup>                   | YTX14AH-BS <sup>3,4</sup>  | -                      | YB14A-A1, YB14A-A2        | -                          |
| -                             | YTX14AHL                                 | YTX14AHL-BS                | -                      | YB14L-A2                  | 12N14-3A                   |
| -                             | YTX14AHL                                 | YTX14AHL-BS                | -                      | YB14L-B2                  | -                          |
| GYZ16HL                       | YTX14L                                   | YTX14L-BS                  | -                      | -                         | -                          |
| -                             | -  | -                          | YT19BL-BS              | 51913, 51814              | -                          |
| -                             | YTX20CH                                  | YTX20CH-BS                 | YTX16-BS               | -                         | -                          |
| GYZ20H <sup>8</sup>           | YTX20H <sup>8</sup> , YTX20 <sup>2</sup> | YTX20H-BS <sup>2</sup>     | YTX20-BS <sup>2</sup>  | YB16-B, YB16-B-CX         | -                          |
| GYZ20H                        | YTX20H, YTX20 <sup>2</sup>               | YTX20H-BS <sup>2</sup>     | YTX20-BS <sup>2</sup>  | YB18-A                    | -                          |
| -                             | YTX20HL-PW <sup>6</sup>                  | YTX20HL-BS-PW <sup>6</sup> | -                      | YB16CL-B                  | -                          |
| GYZ20HL <sup>8</sup> , GYZ20L | YTX20HL, YTX20L <sup>7</sup>             | YTX20HL-BS <sup>7</sup>    | YTX20L-BS <sup>7</sup> | YB16HL-A-CX               | -                          |
| GYZ20HL, GYZ20L               | YTX20HL, YTX20L <sup>2</sup>             | YTX20HL-BS <sup>2</sup>    | YTX20L-BS <sup>2</sup> | YB16L-B                   | -                          |
| GYZ20HL <sup>8</sup> , GYZ20L | YTX20HL, YTX20L <sup>2</sup>             | YTX20HL-BS <sup>2</sup>    | YTX20L-BS <sup>2</sup> | YB18L-A                   | -                          |
| GYZ20HL <sup>8</sup> , GYZ20L | YTX20HL, YTX20L                          | YTX20HL-BS <sup>2</sup>    | YTX20L-BS              | -                         | -                          |
| -                             | YTX24HL <sup>3</sup>                     | YTX24HL-BS <sup>3</sup>    | -                      | Y50-N18L-A, 450-N18L-A-CX | -                          |
| -                             | YTX24HL                                  | YTX24HL-BS                 | -                      | Y50-N18-A3                | -                          |
| -                             | YTX24HL <sup>3,1</sup>                   | YTX24HL-BS <sup>3,1</sup>  | -                      | SY50-N18-AT               | -                          |
| GYZ32HL                       | YIX30L                                   | YIX30L-BS                  | -                      | YB30L-B                   | -                          |
| -                             | YIX30L-PW <sup>5</sup>                   | YIX30L-BS-PW <sup>5</sup>  | -                      | YB30CLB                   | -                          |
| -                             | YIX30L                                   | YIX30L-BS                  | -                      | 53030                     | Y60-N24AL-B (Discontinued) |

<sup>1</sup> Eliminates need for sensor (needs to be disabled).

<sup>2</sup> The YTX20 series batteries may be used as an optional upgrade, but some modification to the hold down may be necessary. See battery label for retrofit cautions.

<sup>3</sup> Top and front terminal mounts only.

<sup>4</sup> Includes 10mm height spacer.

<sup>5</sup> Includes 17mm height spacer.

<sup>6</sup> Includes 20mm height spacer for use in replacing YB16CL-B.

<sup>7</sup> Requires use of Yuasa Cover/Spacer Kit, see part no. 478651.

<sup>8</sup> For Harley-Davidson Models only.





# MOTORCYCLE APPLICATIONS

| CC             | Model                         | Year      | High Performance AGM  | AGM          | YuMicron | Conventional | CC                        | Model                         | Year    | High Performance AGM | AGM           | YuMicron | Conventional |
|----------------|-------------------------------|-----------|-----------------------|--------------|----------|--------------|---------------------------|-------------------------------|---------|----------------------|---------------|----------|--------------|
| <b>APRILIA</b> |                               |           |                       |              |          |              | <b>BIMOTA (continued)</b> |                               |         |                      |               |          |              |
| 1200           | Dorsoduro, Caponord           | '11-'13   | YTX14H-BS*            | YTX14-BS     | -        | -            | 900                       | DB2                           | '93-'95 | YTX14AH-BS*          | -             | YB14-A2  | -            |
| 1000           | RSV4 R, Factory               | '09-'13   | YTZ10S                | -            | -        | -            |                           | DB2 Final Edition             | '97     | YTX14AH-BS*          | -             | YB14-A2  | -            |
|                | ETV Caponord                  | '02-'03   | YTX14H-BS*            | YTX14-BS     | -        | -            |                           | DB3 Mantra                    | '97-'99 | -                    | YTX7L-BS(x2)  | -        | -            |
|                | RST Futura                    | '01-'04   | -                     | YTX12-BS     | -        | -            |                           | DB4                           | '98-'00 | -                    | Not available | -        | -            |
|                | RSV 1000 Mille SP             | '99       | -                     | YTX12-BS     | -        | -            |                           | Tesi                          | '91-'95 | YTX14AH-BS*          | -             | YB14-A2  | -            |
|                | RSV 1000 R, Factory           | '04-'11   | -                     | YTX12-BS     | -        | -            | <b>BMW</b>                |                               |         |                      |               |          |              |
|                | RSV 1000 Mille R              | '01-'05   | -                     | YTX12-BS     | -        | -            | 1600                      | K1600GT, GTL                  | '11-'14 | -                    | YT19BL-BS     | 51913    | -            |
|                | RSV 1000 Mille                | '01-'09   | -                     | YTX12-BS     | -        | -            | 1300                      | K1300GT                       | '09-'11 | -                    | YT19BL-BS     | 51913    | -            |
|                | RSV 1000 Mille                | '00       | -                     | YTX12-BS     | -        | -            |                           | K1300R, S                     | '09-'14 | YTX14H-BS*           | YTX14-BS      | -        | -            |
|                | Tuono 1000 R, Factory         | '03-'11   | -                     | YTX12-BS     | -        | -            |                           | K1200R, S,                    | '05-'09 | YTX14H-BS*           | YTX14-BS      | -        | -            |
|                | Tuono V4R                     | '11-'13   | YTZ10S                | -            | -        | -            |                           | R1200S, R                     | '05-'14 | YTX14H-BS*           | YTX14-BS      | -        | -            |
|                | SL Falco                      | '01-'03   | YTX14H-BS*            | YTX14-BS     | -        | -            |                           | R1200GS,                      | '05-'13 | YTX14H-BS*           | YTX14-BS      | -        | -            |
| 850            | Mana 850, GT                  | '09-'13   | YTX14H-BS*            | YTX14-BS     | -        | -            |                           | R1200GS Adventure             | '09-'13 | YTZ14S               | -             | -        | -            |
| 750            | Shiver                        | '09-'13   | YTX14H-BS*            | YTX14-BS     | -        | -            |                           | R1200GS (optional battery)    | '12-'13 | YTZ14S               | -             | -        | -            |
|                | Dorsoduro                     | '09-'13   | YTX14H-BS*            | YTX14-BS     | -        | -            |                           | K1200LT, GT,                  | '05-'09 | -                    | YT19BL-BS     | 51913    | -            |
| 650            | Pegaso                        | '00       | -                     | -            | YB12AL-A | -            |                           | R1200RT                       | '05-'13 | -                    | YT19BL-BS     | 51913    | -            |
|                | Pegaso Strada, Factory, Trail | '09-'12   | -                     | YTX12-BS     | -        | -            |                           | K1200LT, GT, RS, S            | '99-'05 | -                    | YT19BL-BS     | 51913    | -            |
| 550            | RXV550                        | '-10      | -                     | YTX7A-BS     | -        | -            |                           | K1200RS                       | '97-'05 | -                    | YT19BL-BS     | 51913    | -            |
|                | SVX550                        | '-10      | -                     | YTX7A-BS     | -        | -            |                           | R1200C                        | '98-'05 | -                    | YT19BL-BS     | 51913    | -            |
| 500            | Scarabeo                      | '04-'05   | YTX14AHL-BS           | -            | -        | -            |                           | HP2 Sport / Megamoto          | '-11    | YTX14H-BS*           | YTX14-BS      | -        | -            |
|                | Atlantic                      | '03-'05   | YTX14AHL-BS           | -            | -        | -            |                           | R1150GS, R                    | '00-'05 | -                    | YT19BL-BS     | 51913    | -            |
| 450            | RXV450                        | '-10      | -                     | YTX7A-BS     | -        | -            |                           | K1100L7/RS                    | '90-'95 | -                    | YT19BL-BS     | 51913    | -            |
|                | SVX450                        | '-10      | -                     | YTX7A-BS     | -        | -            |                           | R1100GS                       | '94-'00 | -                    | YT19BL-BS     | 51913    | -            |
| 250            | RS250                         | '00-'04   | -                     | -            | YB4L-B   | -            |                           | R1100R                        | '94-'00 | -                    | YT19BL-BS     | 51913    | -            |
| 200            | Atlantic                      | '04-'05   | -                     | -            | YB12AL-A | -            |                           | R1100RS, RT                   | '93-'00 | -                    | YT19BL-BS     | 51913    | -            |
| 150            | Scarabeo                      | '00-'04   | -                     | -            | YB12AL-A | -            |                           | R1100S                        | '99-'00 | -                    | YT19BL-BS     | 51913    | -            |
|                | Mojito                        | '04-'05   | -                     | YTX7L-BS     | -        | -            |                           | All "K" Models                | '83-'93 | YIX30L-BS*           | -             | 53030    | -            |
| 125            | RS125                         | '-11      | -                     | -            | YB9-B    | -            |                           | R100/7                        | '76-'84 | YIX30L-BS*           | -             | 53030    | -            |
|                | RS4 125                       | '11-'13   | -                     | YTX7L-BS     | -        | -            |                           | R100GS, PD, R, RS, RT         | '87-'95 | YIX30L-BS*           | -             | 53030    | -            |
| 50             | RS50                          | '00-'05   | -                     | -            | YB4L-B   | -            |                           | R100CS                        | '76-'84 | YIX30L-BS*           | -             | 53030    | -            |
|                | RS4 50                        | '11-'13   | YTZ7S*                | YTX5L-BS     | -        | -            |                           | HP4 (w/ alarm system)         | '13-'14 | YTZ10S               | -             | -        | -            |
|                | SR50                          | '00-'01   | -                     | -            | YB4L-B   | -            |                           | HP4 (w/o alarm system)        | '13-'14 | YTZ7S                | -             | -        | -            |
|                | SR50 Ditech                   | '01-'05   | YTZ7S*                | YTX5L-BS     | -        | -            |                           | S1000RR                       | '09-'14 | YTZ10S               | -             | -        | -            |
|                | Scarabeo 50                   | '00-'03   | -                     | -            | YB4L-B   | -            |                           | S1000RR DWA                   | '09-'11 | YTZ12S               | -             | -        | -            |
|                | Mojito                        | '04-'05   | -                     | -            | YB4L-B   | -            |                           | R90/6, R90S                   | '69-'76 | YIX30L-BS*           | -             | 53030    | -            |
|                | Rally                         | '04-'05   | -                     | -            | YB4L-B   | -            |                           | 850 R850R                     | '95-'97 | -                    | YT19BL-BS     | 51913    | -            |
| <b>ATK</b>     |                               |           |                       |              |          |              |                           |                               |         |                      |               |          |              |
|                | All Electric Start Models     | '91-'95   | -                     | YTX9-BS      | -        | -            |                           | 800 F800ST, GS, GT, R         | '08-'14 | YTX14H-BS*           | YTX14-BS      | -        | -            |
|                | All Electric Start Models     | '96-'01   | -                     | YTX7L-BS     | -        | -            |                           | F800GT (auxiliary battery)    | '13-'14 | YTZ14S               | YTX14-BS      | -        | -            |
| <b>BENELLI</b> |                               |           |                       |              |          |              |                           |                               |         |                      |               |          |              |
| 900            | 900 (6 Cilindri)              | -         | -                     | YIX30L-BS*   | 53030    | -            |                           | R80, R80RT                    | '84-'95 | YIX30L-BS*           | -             | 53030    | -            |
| 650            | 650 Tomado U.T.               | -         | -                     | -            | YB12A-A* | 12N12A4A-1   |                           | R80GS, R80ST                  | '80-'96 | -                    | YT19BL-BS     | 51814    | -            |
| 250            | 250 (4 Cilindri)              | -         | -                     | -            | YB12A-A  | -            |                           | R80/7, R80RT                  | '78-'84 | YIX30L-BS*           | -             | 53030    | -            |
|                | 250-2C                        | -         | -                     | -            | -        | 6N11A-1B     |                           | K75, RT                       | '85-'95 | YIX30L-BS*           | -             | 53030    | -            |
| 125            | 125 Cross                     | -         | -                     | -            | -        | 6N11A-1B     |                           | K75                           | '85-'86 | -                    | YT19BL-BS     | 51814    | -            |
|                | 125 Custom Guzzi              | -         | -                     | -            | -        | 12N5.5-4A    |                           | K75                           | '87-'92 | -                    | -             | 52515*   | -            |
|                | 125 Guzzi                     | -         | -                     | -            | -        | 12N5.5-4A    |                           | K75C                          | '93-'95 | -                    | YT19BL-BS     | 51913    | -            |
|                | 125 Jarno (c/avv.)            | -         | -                     | -            | -        | 12N9-4B-1    |                           | K75C                          | '85-'86 | -                    | YT19BL-BS     | 51814    | -            |
|                | 125 Scooter Benelli           | -         | -                     | -            | YB9-B*   | 12N9-4B-1    |                           | K75C                          | '87-'93 | -                    | -             | 52515*   | -            |
|                | 125-2 CSE                     | -         | -                     | -            | YB9L-B*  | 6N11A-1B     |                           | K75C                          | '85-'95 | -                    | YT19BL-BS     | 51814    | -            |
|                | 125CS                         | -         | -                     | -            | -        | 12N9-4B-1    |                           | K75RT                         | '92-'96 | -                    | YT19BL-BS     | 51913    | -            |
|                | 125T Sport                    | -         | -                     | -            | YB9-B*   | 6N11A-1B     |                           | K75S                          | '85-'86 | -                    | YT19BL-BS     | 51814    | -            |
| 50             | Devil 50 (c/avv.)             | -         | -                     | -            | -        | 6N11A-1B     |                           | K75S                          | '87-'92 | -                    | -             | 52515*   | -            |
|                | KBX 50 Race                   | -         | -                     | -            | YB4L-B   | -            |                           | R75/5                         | '70-'73 | -                    | YT19BL-BS     | 51814    | -            |
|                | Scooty LX/DLX                 | -         | -                     | -            | YB4L-B   | -            |                           | R75/7                         | '76-'84 | YIX30L-BS*           | -             | 53030    | -            |
| <b>BIG DOG</b> |                               |           |                       |              |          |              |                           |                               |         |                      |               |          |              |
|                | All Models                    | All Years | YTX20HL <sup>FA</sup> | -            | -        | -            |                           | R75/6                         | '69-'76 | YIX30L-BS*           | -             | 53030    | -            |
| <b>BIMOTA</b>  |                               |           |                       |              |          |              |                           |                               |         |                      |               |          |              |
| 1100           | SB6, SB7                      | '95-'97   | -                     | YTX7L-BS(x2) | -        | -            |                           | R69 - R69S                    | '55-'69 | -                    | -             | -        | B38-6A       |
|                | SB6R                          | '97-'99   | -                     | YTX12-BS     | -        | -            |                           | F700GS                        | '13-'14 | -                    | -             | YTX14-BS | -            |
| 1000           | YB8/YB10                      | '92-'95   | YTX14AHL-BS*          | -            | YB14L-A2 | -            |                           | F700GS (auxiliary battery)    | '13-'14 | -                    | YTZ14S        | -        | -            |
|                | YB11                          | '96-'99   | -                     | YTX12-BS     | -        | -            |                           | 650 F650, G650GS              | '93-'14 | -                    | -             | YB12AL-A | -            |
| 996            | SB8R, SB8RS                   | '98-'00   | -                     | YTX12-BS     | -        | -            |                           | F650GS                        | '08-'12 | YTX14H-BS*           | YTX14-BS      | -        | -            |
|                |                               |           |                       |              |          |              |                           | R65                           | '84-'95 | YIX30L-BS*           | -             | 53030    | -            |
|                |                               |           |                       |              |          |              |                           | R65LS                         | '78-'84 | -                    | YT19BL-BS     | 51814    | -            |
|                |                               |           |                       |              |          |              |                           | 600 R60, R60/2 Twin Cylinders | '55-'69 | -                    | -             | -        | B38-6A       |
|                |                               |           |                       |              |          |              |                           | R60/5                         | '70-'73 | -                    | YT19BL-BS     | 51814    | -            |
|                |                               |           |                       |              |          |              |                           | R60/6, R60/7                  | '69-'84 | YIX30L-BS*           | -             | 53030    | -            |
|                |                               |           |                       |              |          |              |                           | 500 R50/2 Twin Cylinders      | '55-'69 | -                    | -             | -        | B38-6A       |
|                |                               |           |                       |              |          |              |                           | R50/5                         | '70-'73 | -                    | YT19BL-BS     | 51814    | -            |
|                |                               |           |                       |              |          |              |                           | R50/S Twin Cylinders          | '55-'69 | -                    | -             | -        | B38-6A       |

\* See Battery Cross Reference Chart on page 14.  
<sup>FA</sup> Must use Factory Activated battery.  
<sup>\*</sup> 52515 not available in USA.



# MOTORCYCLE APPLICATIONS

| CC                            | Model                          | Year    | High Performance AGM     | AGM                     | YuMicron  | Conventional | CC                         | Model                        | Year    | High Performance AGM | AGM                 | YuMicron   | Conventional |   |
|-------------------------------|--------------------------------|---------|--------------------------|-------------------------|-----------|--------------|----------------------------|------------------------------|---------|----------------------|---------------------|------------|--------------|---|
| <b>BMW (continued)</b>        |                                |         |                          |                         |           |              | <b>DUCATI (continued)</b>  |                              |         |                      |                     |            |              |   |
| 450                           | G450                           | '09-'11 | YTZ7S                    | -                       | -         | -            |                            | Diavel                       | '13     | -                    | YT12B-BS            | -          | -            |   |
| 260                           | R26, R27 Single Cylinder R26   | '55-'69 | -                        | -                       | -         | 6N11A-1B     | 1200                       | Multistrada                  | '10-'13 | -                    | YT12B-BS            | -          | -            |   |
| <b>BRP (CAN-AM)</b>           |                                |         |                          |                         |           |              | 1100                       | Monster 1100 Multistrada     | '09-'13 | -                    | YT12B F/A           | -          | -            |   |
| 990                           | Spyder                         | '08-'12 | YTX24HL <sup>FA</sup>    | -                       | -         | -            |                            | Hypermotard                  | '07-'09 | -                    | YT12B-BS            | -          | -            |   |
| <b>BSA</b>                    |                                |         |                          |                         |           |              |                            | Street Fighter, S            | '09-'12 | -                    | YT12B F/A           | -          | -            |   |
| 250, 350, 400, 441, 500 (12V) |                                |         | -                        | -                       | YB7-A*    | 12N7-4A      | 1098                       | 1098                         | '07-'09 | -                    | YT12B-BS            | -          | -            |   |
| 600, 650, 750 (12V)           |                                |         | -                        | -                       | YB7-A*    | 12N7-4A      | 1098                       | 1098                         | '07     | YTX14H-BS*           | YTX14-BS            | -          | -            |   |
| 250, 350, 650 (6V)            |                                |         | -                        | -                       | -         | -            |                            | Various All other models     | '01-'10 | -                    | YT12B-BS            | -          | -            |   |
| 500 Gold Star                 |                                |         | -                        | -                       | -         | B38-6A       | 1000                       | Desmosedici RR               | '08-'09 | -                    | YT12B-BS            | -          | -            |   |
| Rocket 750, Thunderbolt       |                                |         | -                        | -                       | YB9L-B*   | 12N9-3B      |                            | GT1000, Touring, Sport 1100S | '-09    | -                    | YT12B-BS            | -          | -            |   |
| Spiritfire HK35, Starfire B25 |                                |         | -                        | -                       | YB9L-B*   | 12N9-3B      | 996                        | 996, S, SPS                  | '99-'00 | -                    | -                   | YB16AL-A2  | -            |   |
| <b>BUELL</b>                  |                                |         |                          |                         |           |              | 994                        | Suport Touring 2 (ST2)       | '97-'00 | -                    | -                   | YB16AL-A2  | -            |   |
| 1200                          | X1 Lightning                   | '99-'02 | YTX20HL <sup>FA</sup>    | YTX20L <sup>FA</sup>    | -         | -            | 916                        | 916 Biposto, Senna, Strada   | '94-'98 | -                    | -                   | YB16AL-A2  | -            |   |
|                               | S1 Lightning                   | '96-'99 | YTX14H-BS <sup>###</sup> | YTX14-BS <sup>###</sup> | -         | -            |                            | I.E., SP, SP S               | '94-'98 | -                    | -                   | YB16AL-A2  | -            |   |
|                               | S3, S3T Thunderbolt            | '97-'02 | YTX20HL-BS*              | YTX20L-BS               | -         | -            |                            | ST4                          | '99-'00 | -                    | -                   | YB16AL-A2  | -            |   |
|                               | M2 Cyclone                     | '97-'02 | YTX20H-BS*               | YTX20-BS*               | -         | -            | 907                        | I.E. Paso                    | '90-'94 | YTX20H-BS*           | YTX20-BS*           | YB16-B     | -            |   |
|                               | S2, S2T Thunderbolt            | '94-'96 | YTX20H-BS*               | YTX20-BS*               | YB16-B-CX | -            | 906                        | Paso                         | '90-'92 | YTX20H-BS*           | YTX20-BS*           | YB16-B     | -            |   |
|                               | RR1200                         | '88-'90 | YTX20H-BS*               | YTX20-BS*               | YB16-B-CX | -            | 900                        | Monster                      | '94-'00 | -                    | -                   | YB16AL-A2  | -            |   |
|                               | RS1200                         | '89-'93 | YTX20H-BS*               | YTX20-BS*               | YB16-B-CX | -            |                            | SS Kick-Starter              | '-81    | -                    | -                   | YB12A-A    | -            |   |
|                               | RSS1200                        | '91-'93 | YTX20H-BS*               | YTX20-BS*               | YB16-B-CX | -            |                            | SS Replica                   | '-81    | -                    | -                   | YB12A-A    | -            |   |
|                               | XB12R Firebolt                 | '04-'10 | YTX14H <sup>FA</sup>     | YTX14 <sup>FA</sup>     | -         | -            |                            | SS Supersport, Replica       | '82-    | YTX14AHL-BS*         | -                   | YB14L-A2   | -            |   |
|                               | XB12Ss, Scg, Lightning         | '04-'10 | YTX14H <sup>FA</sup>     | YTX14 <sup>FA</sup>     | -         | -            |                            | SS                           | '89-'00 | -                    | Not available       | -          | -            |   |
|                               | XB12X, XT Ulysses              | '06-'10 | YTX14H <sup>FA</sup>     | YTX14 <sup>FA</sup>     | -         | -            |                            | SL                           | '92-'96 | -                    | -                   | YB16AL-A2  | -            |   |
| 1125                          | 1125R, 1125CR                  | '08-'10 | -                        | YTX14L <sup>FA</sup>    | -         | -            |                            | Supersport FE                | '97-'98 | -                    | -                   | YB16AL-A2  | -            |   |
|                               | Buell Racing 1125RR            | '09     | YTZ7S                    | -                       | -         | -            | 888                        | SP, SP II, SP IV, SP V       | '90-'95 | -                    | -                   | YB16AL-A2  | -            |   |
| 1000                          | RR1000                         | '87     | YTX20H-BS*               | YTX20-BS*               | YB16-B-CX | -            | 860                        | Kick, GTS                    | -       | -                    | YIX30L-BS*          | 53030      | -            |   |
| 984                           | XB9R Firebolt, XB9SX Lightning | '02-'10 | YTX14H <sup>FA</sup>     | YTX14 <sup>FA</sup>     | -         | -            |                            | Kick-Start                   | -       | -                    | -                   | YB12A-A    | -            |   |
| 500                           | Blast                          | '00-'09 | YTX14H-BS*               | YTX14-BS                | -         | -            | 851                        | 851 Superbike                | '90-'91 | -                    | -                   | YB16AL-A2  | -            |   |
| <b>CAGIVA</b>                 |                                |         |                          |                         |           |              |                            | S Superbike                  | '91-'92 | -                    | -                   | YB16AL-A2  | -            |   |
| 900                           | Elefant E900                   |         | -                        | -                       | YB16B-A1  | -            | 848                        | 848, Corse SE                | '08-'13 | -                    | YT12B-BS            | -          | -            |   |
| 750                           | Elefant                        | '94-'97 | YTX20H-BS*               | YTX20-BS*               | YB16-B    | -            |                            | Street Fighter               | '-13    | -                    | YT12B F/A           | -          | -            |   |
|                               | Elefant Bifaro                 | '89     | YTX14AHL-BS*             | -                       | YB14L-A2  | -            | 796                        | Hypermotard                  | '10-'13 | -                    | YT12B-BS            | -          | -            |   |
| 500                           | T4 E Elefant                   | '88-    | YTX14AHL-BS*             | -                       | YB14L-A2  | -            |                            | Monster 796                  | '-13    | -                    | YT12B F/A           | -          | -            |   |
| 350                           | Elefant 2 Cyl.                 | '86-    | YTX14AHL-BS*             | -                       | YB14L-A2  | -            | 750                        | F1, Montjuich, Paso          | '87-'90 | YTX14AHL-BS*         | -                   | YB14L-A2   | -            |   |
|                               | T4 E Elefant, W12              | '87-    | YTX14AHL-BS*             | -                       | YB14L-A2  | -            |                            | GT, Luguna Seca              |         | YIX30L-BS*           | -                   | 53030      | -            |   |
|                               | T4R                            | '87-    | -                        | -                       | YB3L-A    | -            |                            | Indiana                      |         | YTX14AHL-BS*         | -                   | YB14L-A2   | -            |   |
| 125                           | Crouser                        | '87-'88 | -                        | -                       | YB9-B     | -            |                            | Monster                      | '97-'00 | -                    | Not available       | -          | -            |   |
|                               | Freccia C9, /C10R, /C12R       | '87-'90 | -                        | -                       | YB9-B     | -            |                            | Sport                        | '89-'90 | -                    | -                   | YB16AL-A2  | -            |   |
|                               | Mito                           | '90-'97 | -                        | -                       | YB9-B     | -            |                            | SS Supersport Kick-Str.      | -       | -                    | -                   | YB12A-A    | -            |   |
|                               | N 90                           | '97     | -                        | -                       | YB9-B     | -            | 748                        | 748 Strada Biposto, SP, SPS  | '97-'00 | -                    | -                   | YB16AL-A2  | -            |   |
|                               | Roadster                       | '94-'97 | -                        | -                       | YB9-B     | -            | 696                        | Monster 696                  | '08-'13 | -                    | YT12B <sup>FA</sup> | -          | -            |   |
|                               | Supercity                      | '91-'97 | -                        | -                       | YB9-B     | -            | 650                        | Alazzurra, Indiana, Pantah   |         | YTX14AHL-BS*         | -                   | YB14L-A2   | -            |   |
| 50                            | City, Lucky, Explorer          | '94-'97 | -                        | YTX4L-BS                | -         | -            | 600                        | Pantah                       |         | YTX14AHL-BS*         | -                   | YB14L-A2   | -            |   |
|                               | K3, W4                         | '-98    | -                        | -                       | YB4L-B    | -            |                            | TL                           |         | YTX14AHL-BS*         | -                   | YB14L-A2   | -            |   |
| <b>CANNONDALE</b>             |                                |         |                          |                         |           |              | 500                        | GTL, GTV                     |         | YTX24HL-BS*          | -                   | Y50-N18L-A | -            |   |
| 440                           | C440, E440, S440, X440, X440S  | '02-'03 | YTZ7S                    | -                       | -         | -            | 500                        | Pantah                       |         | YTX14AHL-BS          | -                   | -          | -            |   |
|                               | EX400, MX400, XC400            | '00-'01 | YTZ7S*                   | YTX5L-BS                | -         | -            |                            | Sport                        |         | YTX24HL-BS*          | -                   | Y50-N18L-A | -            |   |
| <b>CCM</b>                    |                                |         |                          |                         |           |              | <b>EXCELSIOR-HENDERSON</b> |                              |         |                      |                     |            |              |   |
| 600                           | All Electric Start Models      | '96-'01 | -                        | YTX9-BS                 | -         | -            | 1386 (B5)                  | Super X                      | '99-'00 | YTX20HL-BS*          | YTX20L-BS           | -          | -            |   |
| <b>DERBI</b>                  |                                |         |                          |                         |           |              | <b>GAS GAS</b>             |                              |         |                      |                     |            |              |   |
|                               | All Models                     |         | -                        | -                       | YB4L-B    | -            | 450                        | FSR450                       | '-08    | YTZ7S                | -                   | -          | -            |   |
| <b>DUCATI</b>                 |                                |         |                          |                         |           |              | 370                        | Pampera                      | '97     | -                    | YTX4L-BS            | -          | -            | - |
| 1199                          | 1199 Panigale                  | '11-'13 | -                        | YT7B-BS                 | -         | -            | 320                        | Pampera                      | '98-'01 | -                    | YTX4L-BS            | -          | -            |   |
| 1198                          | 1198, MY08, SP, R              | '09-'11 | -                        | YT12B-BS                | -         | -            | 250                        | Pampera                      | '96-'01 | -                    | YTX4L-BS            | -          | -            |   |
| <b>GILERA</b>                 |                                |         |                          |                         |           |              | 600                        | Nordwest                     | '93     | YTX14AHL-BS*         | -                   | -          | -            |   |
|                               |                                |         | -                        | -                       | -         | -            |                            | RC 600C                      | '93     | YTX14AHL-BS*         | -                   | -          | -            |   |
|                               |                                |         | -                        | -                       | -         | -            |                            | Top Rally, XRT               |         | -                    | -                   | -          | -            |   |
|                               |                                |         | -                        | -                       | -         | -            |                            | Dakota Kick-Start            |         | -                    | -                   | -          | 12N5.5-3B    |   |
|                               |                                |         | -                        | -                       | -         | -            |                            | Dakota E-Starter             |         | -                    | -                   | YB10L-A2   | -            |   |
|                               |                                |         | -                        | -                       | -         | -            |                            | Dakota Kick-Start            |         | -                    | -                   | -          | 12N5.5-3B    |   |
|                               |                                |         | -                        | -                       | -         | -            |                            | Dakota E-Starter             |         | -                    | -                   | YB10L-A2   | -            |   |

### Must use adaptor kit available from Buell.  
 \* See Battery Cross Reference Chart on page 14.  
 FA Must use Factory Activated battery.



# MOTORCYCLE APPLICATIONS

| CC                        | Model                       | Year    | High Performance AGM | AGM       | YuMicron | Conventional | CC  | Model     | Year                      | High Performance AGM    | AGM            | YuMicron   | Conventional |
|---------------------------|-----------------------------|---------|----------------------|-----------|----------|--------------|---|-----------|---------------------------|-------------------------|----------------|------------|--------------|
| <b>GILERA (continued)</b> |                             |         |                      |           |          |              | <b>HARLEY-DAVIDSON (continued)</b>                    |           |                           |                         |                |            |              |
| 250                       | ER Kick-Start               |         | -                    | -         | -        | 12N5.5-3B    | FL, FLH Series (Touring)                              | '99       | GYZ32HL*                  | YIX30L-BS*              | YB30L-B        | -          | -            |
|                           | ER E-Starter                |         | -                    | -         | YB10L-A2 | -            | 1340 FXD/FXST Series (Dyna)                           | '97-'99   | GYZ20HL*                  | YTX20L-BS               | -              | -          | -            |
|                           | XRT                         |         | YTX14AHL-BS*         | -         | -        | -            | (80) FXD/FXST Series (Dyna)                           | '91-'96   | YTX20HL-BS* <sup>FA</sup> | YTX20L-BS <sup>C</sup>  | YB16HL-A-CX    | -          | -            |
|                           | Arizona Rally               |         | -                    | -         | YB10L-B  | -            | FX/FXR Series   | '79-'94   | YTX20H-BS*                | YTX20-BS*               | YB16-B-CX*     | YB16-B     | -            |
|                           | V NGR Kick-Start            |         | -                    | -         | -        | 12N5.5-3B    | FXR Series  | '99-'00   | YTX20H-BS*                | YTX20-BS*               | YB16-B-CX*     | YB16-B     | -            |
| 200                       | RV NGR E-Starter            |         | -                    | -         | YB10L-B  | -            | FLST Series (Softail)                                 | '91-'96   | YTX20HL-BS* <sup>FA</sup> | YTX20L-BS* <sup>C</sup> | YB16HL-A-CX    | -          | -            |
|                           | Arizona                     |         | -                    | -         | -        | 12N5.5-3B    | FXST/FLST Series (Softail)                            | '84-'90   | YTX20H-BS*                | YTX20-BS*               | YB16-B-CX      | YB16-B     | -            |
|                           | Arizona                     |         | -                    | -         | YB9-B    | -            | FL, FLH Series (Touring)                              | '80-'96   | YTX24HL-BS*               | -                       | Y50-N18L-A-CX  | -          | -            |
|                           | Fast Bike                   |         | -                    | -         | -        | 12N5.5-3B    | FL, FLH Series (Touring)                              | '97-'98   | GYZ32HL*                  | YIX30L-BS*              | YB30L-B        | -          | -            |
|                           | Fast Bike                   |         | -                    | -         | YB9-B    | -            | FL, FLH Series (Touring)                              | '78-'84   | -                         | -                       | -              | YHD-12H    | -            |
|                           | RTX, RV, RX Kick-Start      |         | -                    | -         | -        | 12N5.5-3B    | 1250 VRSC V-Rod                                       | '08-'13   | GYZ20HL*                  | YTX20L <sup>FA</sup>    | -              | -          | -            |
|                           | RTX, RV, RX E-Starter       |         | -                    | -         | YB9-B    | -            | 1200 XL, XLH (Sportster)                              | '04-'14   | GYZ16HL*                  | YTX14L-BS               | -              | -          | -            |
|                           | T4                          |         | -                    | -         | -        | 12N5.5-3B    | XL, XLH (Sportster)                                   | '97-'03   | GYZ20HL*                  | YTX20L-BS               | -              | -          | -            |
|                           | Motocarro                   |         | -                    | -         | -        | B38-6A       | XL, XLH (Sportster)                                   | '87-'96   | YTX20H-BS*                | YTX20-BS*               | YB16-B-CX      | -          | -            |
| 125                       | Apache Kick-Start           |         | -                    | -         | -        | 12N5.5-3B    | XR1200X   | '09-'12   | GYZ16HL*                  | YTX14L-BS               | -              | -          | -            |
|                           | Apache E-Starter            |         | -                    | -         | YB9-B    | -            | FX Series (Electric Start)                            | '71-'78   | YTX20H-BS*                | YTX20-BS*               | YB16-B-CX      | YB16-B     | -            |
|                           | Arizona Kick-Start          |         | -                    | -         | -        | 12N5.5-3B    | FX Series (Kick Start)                                | '71-'72   | -                         | -                       | YB7-A          | 12N7-4A    | -            |
|                           | Arizona E-Starter           |         | -                    | -         | YB9-B    | -            | FL/FLH Series (Touring)                               | '65-'77   | -                         | -                       | -              | YHD-12H    | -            |
|                           | Crona Kick-Start            |         | -                    | -         | -        | 12N5.5-3B    | 1130 VRSC V-Rod                                       | '02-'07   | GYZ16H*                   | YTX14 <sup>FA</sup>     | -              | -          | -            |
|                           | Crona E-Starter             |         | -                    | -         | YB9-B    | -            | 1100 XL Series (Sportster)                            | '87-'93   | YTX20H-BS*                | YTX20-BS*               | YB16-B-CX*     | YB16-B     | -            |
|                           | CX Kick-Start               |         | -                    | -         | -        | 12N5.5-3B    | 1000 XL Series (Sportster)                            | '79-'85   | YTX20H-BS*                | YTX20-BS*               | YB16-B-CX*     | YB16-B     | -            |
|                           | CX E-Starter                |         | -                    | -         | YB9-B    | -            | XLCH Series (Sportster Kick Start)                    | '70-'78   | -                         | -                       | YB7-A*         | 12N7-4A    | -            |
|                           | Fast Bike Kick-Start        |         | -                    | -         | -        | 12N5.5-3B    | XLCR Cafe Racer                                       | '77-'78   | YTX20H-BS*                | YTX20-BS*               | YB16-B-CX*     | YB16-B     | -            |
|                           | Fast Bike E-Starter         |         | -                    | -         | YB9-B    | -            | XLH (Sportster Electric Start)                        | '67-'78   | -                         | -                       | -              | YHD-12H    | -            |
|                           | Freestyle Kick-Start        |         | -                    | -         | -        | 12N5.5-3B    | 1000 XLX-61, XR1000                                   | '83-'85   | YTX20H-BS*                | YTX20-BS*               | YB16-B-CX*     | YB16-B     | -            |
|                           | Freestyle E-Starter         |         | -                    | -         | YB9-B    | -            | 883 XL, XLH (Sportster)                               | '04-'14   | GYZ16HL*                  | YTX14L-BS               | -              | -          | -            |
|                           | GFR Kick-Start              |         | -                    | -         | -        | 12N5.5-3B    | XL, XLH (Sportster)                                   | '97-'03   | GYZ20HL*                  | YTX20L-BS               | -              | -          | -            |
|                           | GFR E-Starter               |         | -                    | -         | YB9-B    | -            | XLH (Sportster)                                       | '86-'96   | YTX20H-BS*                | YTX20-BS*               | YB16-B-CX      | YB16-B     | -            |
|                           | KK, KZ Kick-Start           |         | -                    | -         | -        | 12N5.5-3B    | 750 Street  | '14       | -                         | TBD                     | -              | -          | -            |
|                           | KK, KZ E-Starter            |         | -                    | -         | YB9-B    | -            | 500 MT500 (Military)                                  | All Years | YTX14AHL-BS*              | -                       | YB14L-A2       | -          | -            |
|                           | MX1, MXR Kick-Start         |         | -                    | -         | -        | 12N5.5-3B    | Street  | '14       | -                         | TBD                     | -              | -          | -            |
|                           | MX1, MXR E-Starter          |         | -                    | -         | YB9-B    | -            | 350 SS350   | All Years | -                         | -                       | -              | 6N11A-1B   | -            |
|                           | Nebraska Kick-Start         |         | -                    | -         | -        | 12N5.5-3B    | 250 SS250, SX250                                      | '75-'78   | -                         | -                       | YB7L-B*        | 12N7-3B    | -            |
|                           | Nebraska E-Starter          |         | -                    | -         | YB9-B    | -            | 175 SS175, SX175                                      | '74-'78   | -                         | -                       | YB7L-B*        | 12N7-3B    | -            |
|                           | R1, R1S Kick-Start          |         | -                    | -         | -        | 12N5.5-3B    | 125 SS125, SX125                                      | '74-'78   | -                         | -                       | YB7L-B*        | 12N7-3B    | -            |
|                           | R1, R1S E-Starter           |         | -                    | -         | YB9-B    | -            | 125 SXT125  | '75-'78   | -                         | -                       | YB7L-B*        | 12N7-3B    | -            |
|                           | RC Rally                    |         | -                    | -         | YB10L-B  | -            | 125 TX125   | '73-'78   | -                         | -                       | YB7L-B*        | 12N7-3B    | -            |
|                           | RTX, RV, RX Kick-Start      |         | -                    | -         | -        | 12N5.5-3B    | 90 Z90  | '73-'76   | -                         | -                       | YB7L-B*        | 12N7-3B    | -            |
|                           | RTX, RV, RX E-Starter       |         | -                    | -         | YB9-B    | -            |   |           |                           |                         |                |            |              |
|                           | SPO1, SPO2 Kick-Start       |         | -                    | -         | -        | 12N5.5-3B    |   |           |                           |                         |                |            |              |
|                           | SPO1, SPO2 E-Starter        |         | -                    | -         | YB9-B    | -            |   |           |                           |                         |                |            |              |
|                           | TOP Rally Kick-Start        |         | -                    | -         | -        | 12N5.5-3B    |   |           |                           |                         |                |            |              |
|                           | TOP Rally E-Starter         |         | -                    | -         | YB9-B    | -            |   |           |                           |                         |                |            |              |
|                           | Typhoon                     |         | -                    | -         | YB7-A    | -            |   |           |                           |                         |                |            |              |
|                           | XR1, XR2 Kick-Start         |         | -                    | -         | -        | 12N5.5-3B    |   |           |                           |                         |                |            |              |
|                           | XR1, XR2 E-Starter          |         | -                    | -         | YB9-B    | -            |   |           |                           |                         |                |            |              |
| 50                        | Bullit, Easy Moving, Runner | '97     | -                    | -         | YB4L-B   | -            |   |           |                           |                         |                |            |              |
|                           | Eaglet                      | '95-'97 | -                    | -         | YB4L-B   | -            |   |           |                           |                         |                |            |              |
|                           | GSA E-Starter               |         | -                    | -         | YB4L-B   | -            |   |           |                           |                         |                |            |              |
|                           | Runner                      | '97     | -                    | -         | YB4L-B   | -            |   |           |                           |                         |                |            |              |
|                           | Sioux E-Starter             |         | -                    | -         | YB4L-B   | -            |   |           |                           |                         |                |            |              |
|                           | Stalker, Storm, Top Rally   |         | -                    | -         | YB4L-B   | -            |   |           |                           |                         |                |            |              |
|                           | Typhoon                     | '97     | -                    | -         | YB4L-B   | -            |   |           |                           |                         |                |            |              |
| <b>CC (C)</b>             | <b>HARLEY-DAVIDSON</b>      |         |                      |           |          |              | <b>HONDA</b>  |           |                           |                         |                |            |              |
| 1803 (110)                | CVO FLH (Touring)           | '07-'14 | GYZ32HL*             | YIX30L-BS | -        | -            | 1800 GL1800 Gold Wing, F6B                            | '09-'14   | GYZ220L                   | -                       | -              | -          | -            |
|                           | CVO FXD (Dyna)              | '07-'10 | GYZ20HL*             | YTX20L-BS | -        | -            | GL1800 Gold Wing                                      | '01-'08   | GYZ20L*                   | YTX20L-BS               | -              | -          | -            |
|                           | CVO FLST (Softail)          | '07-'14 | GYZ20HL*             | YTX20L-BS | -        | -            | VTX1800C, F, N, R Retro, S                            | '02-'11   | YTX20HL-BS*               | YTX20L-BS               | -              | -          | -            |
| 1690 (103)                | FLH, FLT (Touring)          | '10-'14 | GYZ32HL*             | YIX30L-BS | -        | -            | NRX1800 Valkyrie Rune                                 | '04-'05   | GYZ20L*                   | YTX20L-BS               | -              | -          | -            |
|                           | FXD (Dyna)                  | '11-'14 | GYZ20HL*             | YTX20L-BS | -        | -            | 1500 GL1500 Gold Wing                                 | '88-'00   | YTX24HL-BS*               | -                       | Y50-N18L-A3    | -          | -            |
|                           | FLS (Softail)               | '11-'14 | GYZ20HL*             | YTX20L-BS | -        | -            | GL1500 Valkyrie                                       | '97-'03   | YTX14H-BS*                | YTX14-BS                | -              | -          | -            |
| 1584 (96)                 | FXD Series (Dyna)           | '07-'14 | GYZ20HL*             | YTX20L-BS | -        | -            | 1300 CTX1300  | '14       | YTZ14S                    | -                       | -              | -          | -            |
|                           | FXST, FLST Series (Softail) | '07-'12 | GYZ20HL*             | YTX20L-BS | -        | -            | ST1300, A, P  | '03-'13   | YTZ14S                    | -                       | -              | -          | -            |
|                           | FL, FLH Series (Touring)    | '07-'11 | GYZ32HL*             | YIX30L-BS | -        | -            | VTX1300C, R, S, Retro                                 | '03-'12   | YTX14H-BS*                | YTX14-BS                | -              | -          | -            |
| 1450 (88)                 | FXD Series (Dyna)           | '99-'06 | GYZ20HL*             | YTX20L-BS | -        | -            | VT1300CS, CR, CT, CXA FURY                            | '09-'14   | YTZ14S                    | -                       | -              | -          | -            |
|                           | FXST, FLST Series (Softail) | '00-'06 | GYZ20HL*             | YTX20L-BS | -        | -            | 1200 GL1200 Gold Wing                                 | '84-'87   | YTX24HL-BS*               | -                       | Y50-N18L-A-CX* | Y50-N18L-A | -            |
|                           | FL, FLH Series (Touring)    | '00-'06 | GYZ32HL*             | YIX30L-BS | -        | -            | VFR1200F  | '10-'13   | YTZ14S                    | -                       | -              | -          | -            |
|                           |                             |         |                      |           |          |              | VFR1200XD   | '13       | YTZ14S                    | -                       | -              | -          | -            |
|                           |                             |         |                      |           |          |              | 1100 CB1100F Super Sport                              | '83       | YTX14AHL-BS*              | -                       | YB14L-A2*      | -          | -            |
|                           |                             |         |                      |           |          |              | CB1100  | '10-'13   | YTZ14S                    | -                       | -              | -          | -            |
|                           |                             |         |                      |           |          |              | CBR1100XX   | '01-'04   | YTZ12S                    | -                       | -              | -          | -            |
|                           |                             |         |                      |           |          |              | CBR1100XX   | '97-'00   | -                         | YTX12-BS                | -              | -          | -            |
|                           |                             |         |                      |           |          |              | GL1100 Gold Wing                                      | '80-'83   | YTX24HL-BS*               | -                       | Y50-N18L-A-CX* | Y50-N18L-A | -            |
|                           |                             |         |                      |           |          |              | ST1100, ABS-TCS, 1100A                                | '91-'02   | YTX14H-BS*                | YTX14-BS                | -              | -          | -            |
|                           |                             |         |                      |           |          |              | VF1100C V65 Magna                                     | '83-'86   | YTX20H-BS*                | YTX20-BS*               | YB18-A         | -          | -            |
|                           |                             |         |                      |           |          |              | VF1100S V65 Sabre                                     | '84-'85   | YTX20HL-BS*               | YTX20L-BS*              | YB18-A         | -          | -            |
|                           |                             |         |                      |           |          |              | VT1100C2 Shadow Sabre                                 | '00-'07   | YTX14H-BS*                | YTX14-BS                | -              | -          | -            |
|                           |                             |         |                      |           |          |              | VT1100C, C3, T Shadow (Spirit, Aero, A. C. E. Tourer) | '01-'07   | YTX14H-BS*                | YTX14-BS                | -              | -          | -            |
|                           |                             |         |                      |           |          |              | VT1100C, C3, T Shadow (Spirit, Aero, A. C. E. Tourer) | '98-'00   | YTZ14S*                   | -                       | HYB16A-AB      | -          | -            |
|                           |                             |         |                      |           |          |              | VT1100C Shadow Spirit                                 | '85-'97   | YTZ14S*                   | -                       | HYB16A-AB      | -          | -            |

\* See Battery Cross Reference Chart on page 14.  
<sup>FA</sup> Must use Factory Activated battery.  
<sup>C</sup> Requires use of Cover/Spacer Kit, see part no. 478651.



# MOTORCYCLE APPLICATIONS

| CC                       | Model                         | Year    | High Performance AGM | AGM        | YuMicron                | Conventional | CC                            | Model   | Year         | High Performance AGM | AGM      | YuMicron | Conventional |
|--------------------------|-------------------------------|---------|----------------------|------------|-------------------------|--------------|-------------------------------|---------|--------------|----------------------|----------|----------|--------------|
| <b>HONDA (continued)</b> |                               |         |                      |            |                         |              | <b>HONDA (continued)</b>      |         |              |                      |          |          |              |
| 1000                     | VT1100C2 Shadow A. C. E.      | '95-'99 | YTZ14S*              | -          | HYB16A-AB               | -            | NT650V                        |         |              | -                    | YTR9-BS  | -        | -            |
|                          | CB1000                        | '94-'95 | -                    | YTX12-BS   | -                       | -            | NX650                         | '88-'89 |              | -                    | YTX9-BS  | -        | -            |
|                          | CB1000C Custom                | '83     | YTX14AHL-BS*         | -          | YB14L-A2                | -            | SLR650                        |         |              | -                    | YTR9-BS  | -        | -            |
|                          | CB1000R                       | '09-'13 | YTZ10S               | -          | -                       | -            | Vigor 650                     |         |              | -                    | YTR9-BS  | -        | -            |
|                          | CBF1000F                      | '09-'10 | YTZ10S               | -          | -                       | -            | XR650L                        | '93-'14 |              | -                    | YTX9-BS  | -        | -            |
|                          | CBR1000F Hurricane            | '87-'96 | YTX14AHL-BS*         | -          | YB14L-B2                | -            | CB600F (599)                  | '04-'06 |              | -                    | YTX7L-BS | -        | -            |
|                          | CBR1000RR                     | '08-'14 | YTZ7S                | -          | -                       | -            | CBR600                        | '87-'00 |              | -                    | YTX9-BS  | -        | -            |
|                          | CBR1000RR                     | '04-'07 | YTZ10S               | -          | -                       | -            | CBR600F4i, 600RR              | '01-'14 | YTZ10S       | -                    | -        | -        | -            |
|                          | CBX1000 Super Sport           | '79-'82 | YTX20HL-BS*          | YTX20L-BS* | YB18L-A                 | -            | VT600C, CD Shadow Deluxe      | '04-'07 | YTZ10S       | -                    | -        | -        | -            |
|                          | CBX1000 Super Sport (Opt)     | '82     | YTX24HL-BS*          | -          | Y50-N18L-A-Ck*          | Y50-N18L-A   | VT600C, CD Shadow Deluxe, VLX | '88-'03 | -            | -                    | YTX9-BS  | -        | -            |
|                          | GL1000 Gold Wing              | '75-'79 | YTX24HL-BS*          | -          | Y50-N18L-A-Ck*          | Y50-N18L-A   | XL600R                        | '83-'87 |              | -                    | -        | YB3L-A   | -            |
|                          | RVT1000R RC51                 | '00-'06 | YTZ12S               | -          | -                       | -            | XL600V Transalp               | '89-'90 |              | -                    | -        | YB12A-B  | -            |
|                          | VTR1000F Super Hawk           | '01-'05 | YTZ12S               | -          | -                       | -            | CB550 Four, K, SS             | '74-'78 |              | -                    | -        | YB12A-A* | 12N12A-4A-1  |
|                          | VTR1000F Super Hawk           | '97-'00 | -                    | YTX12-BS   | -                       | -            | CB550SC Nighthawk             | '83     |              | -                    | -        | YB12A-LA | -            |
|                          | VF1000R, F                    | '84-'86 | -                    | -          | YB16B-A                 | -            | CB500 Four, Twin              | '71-'76 |              | -                    | -        | YB12A-A* | 12N12A-4A-1  |
| 954                      | CBR954RR                      | '02-'03 | YTZ10S               | -          | -                       | -            | CB500X, F                     | '13     | YTZ10S       | -                    | -        | -        | -            |
| 929                      | CBR929RR, RE                  | '00-'01 | YTZ10S               | -          | -                       | -            | CBR500R                       | '13     | YTZ10S       | -                    | -        | -        | -            |
| 919                      | CB900F (919)                  | '02-'06 | YTZ10S               | -          | -                       | -            | CX500, C, D, T †              | '78-'82 | YTX14AHL-BS* | -                    | -        | YB14L-A2 | -            |
| 900                      | CB900C, F                     | '80-'82 | YTX14AHL-BS          | -          | YB14L-A2                | -            | FT500 Ascot                   | '82-'83 | YTX14AHL-BS* | -                    | -        | YB14L-A2 | -            |
|                          | CBR900R, RR                   | '93-'99 | -                    | YTX9-BS    | -                       | -            | GB500                         | '89-'90 |              | -                    | -        | YB12A-B  | -            |
| 800                      | PC800 Pacific Coast           | '89-'98 | -                    | YTX12-BS   | -                       | -            | GL500, I Silver Wing          | '81-'82 | YTX14AHL-BS* | -                    | -        | YB14L-A2 | -            |
|                          | VFR800, A Interceptor, ABS    | '02-'12 | YTZ12S               | -          | -                       | -            | VF500C V30 Magna              | '84-'85 |              | -                    | -        | YB12A-A  | -            |
|                          | VFR800FI Interceptor          | '98-'01 | -                    | YTX12-BS   | -                       | -            | VF500F Interceptor            | '84-'86 |              | -                    | -        | YB12A-A  | -            |
|                          | VT800C Shadow                 | '88     | YTX14AH-BS*          | -          | YB14-B2                 | -            | VT500C Shadow                 | '83-'86 |              | -                    | -        | YB12A-A  | -            |
| 750                      | CB750 Nighthawk               | '91-'03 | YTX14AH-BS*          | -          | YB14-A2                 | -            | VT500FT Ascot                 | '83-'84 |              | -                    | -        | YB12A-A  | -            |
|                          | CB750A Hondamatic             | '76-'78 | YTX24HL-BS*          | -          | Y50-N18L-A-Ck*          | Y50-N18L-A   | XL500R                        | '82     |              | -                    | -        | YB3L-A   | -            |
|                          | CB750C Custom                 | '80-'82 | YTX14AHL-BS*         | -          | YB14L-A2                | -            | XL500S                        | '79-'81 |              | -                    | -        | -        | 6N4-2A-4     |
|                          | CB750F Super Sport            | '75-'82 | YTX14AHL-BS*         | -          | YB14L-A2                | -            | CB450, SS                     | '67-'74 |              | -                    | -        | YB12A-A* | 12N12A-4A-1  |
|                          | CB750K Four                   | '69-'82 | YTX14AHL-BS*         | -          | YB14L-A2*               | 12N14-3A     | CB450SC Nighthawk, T          | '82-'86 |              | -                    | -        | YB12A-A  | -            |
|                          | CB750K Limited Edition        | '79     | YTX14AHL-BS*         | -          | YB14L-A2                | -            | CL450 Scrambler               | '67-'74 |              | -                    | -        | YB12A-A* | 12N12A-4A-1  |
|                          | CB750SC Nighthawk             | '80-'84 | YTX14AHL-BS*         | -          | YB14L-A2                | -            | CM450A Hondamatic, E          | '82-'83 |              | -                    | -        | YB12A-A  | -            |
|                          | RVF750R (RC45)                | '94     | -                    | YTX9-BS    | -                       | -            | CMX450C Rebel                 | '86-'87 |              | -                    | -        | YB12A-A  | -            |
|                          | VF750C V45 Magna              | '88     | -                    | -          | YB12A-A                 | -            | CRF450X                       | '05-'14 | YTZ7S        | -                    | -        | -        | -            |
|                          | VF750C V45 Magna              | '82-'83 | YTX14AH-BS*          | -          | YB14-A2                 | -            | CB400A                        | '78     |              | -                    | -        | YB12A-A  | -            |
|                          | VF750C, C2, D Magna           | '94-'03 | -                    | YTX12-BS   | -                       | -            | CB400F CB-1                   | '89-'90 |              | -                    | YTX9-BS  | -        | -            |
|                          | VF750F V45 Interceptor        | '83-'84 | YTX14AH-BS*          | -          | YB14-A2                 | -            | CB400F Super Sport            | '75-'77 |              | -                    | -        | YB12A-A* | 12N12A-4A-1  |
|                          | VF750S V45 Sabre              | '82-'83 | YTX14AHL-BS*         | -          | YB14L-A2 <sup>Wst</sup> | -            | CB400T Hawk, Hawk II          | '78-'81 |              | -                    | -        | YB12A-A  | -            |
|                          | VFR750F Interceptor           | '86     | -                    | -          | YB12A-B                 | -            | CB400TH Hawk I                | '78-'79 |              | -                    | -        | YB9-B*   | 12N9-4B-1    |
|                          | VFR750F                       | '90-'97 | -                    | YTX12-BS   | -                       | -            | CM400 (All)                   | '79-'81 |              | -                    | -        | YB12A-A  | -            |
|                          | VFR750R (RC30)                | '90     | -                    | YTX9-BS    | -                       | -            | CB360, G, T                   | '74-'76 |              | -                    | -        | YB12A-A* | 12N12A-4A-1  |
|                          | VT750C, CA, C2                | '04-'08 | YTZ12S               | -          | -                       | -            | CJ360T †                      | '76-'77 |              | -                    | -        | YB9-B*   | 12N9-4B-1    |
|                          | VT750C Shadow                 | '83     | -                    | -          | HYB16A-AB               | -            | CL360 Scrambler               | '74-'75 |              | -                    | -        | YB12A-A* | 12N12A-4A-1  |
|                          | VT750C, CA, CD Shadow         | '98-'03 | YTX14H-BS*           | YTX14-BS   | -                       | -            | CB350 Super Sport Four        | '68-'74 |              | -                    | -        | YB12A-A* | 12N12A-4A-1  |
|                          | VT750C, CA, C2 Shadow         | '04-'09 | YTZ12S               | -          | -                       | -            | CL350 Scrambler               | '68-'73 |              | -                    | -        | YB12A-A* | 12N12A-4A-1  |
|                          | VT750DC, DCA, DCB Shadow      | '01-'03 | YTZ14S               | -          | -                       | -            | SL350 Motosport               | '70-'73 |              | -                    | -        | -        | 12N5-4B      |
|                          | VT750C, C2, C2B, RS Shadow    | '10-'14 | YTZ14S               | -          | -                       | -            | SL350 Motosport               | '69-'70 |              | -                    | -        | YB12A-A* | 12N12A-4A-1  |
| 700                      | CB700SC Nighthawk 'S'         | '84-'86 | -                    | -          | YB14L-A1                | -            | XL350                         | '74-'78 |              | -                    | -        | -        | 6N6-3B       |
|                          | CTX700                        | '14     | YTZ12S               | -          | -                       | -            | XL350R                        | '84-'85 |              | -                    | -        | YB3L-A   | -            |
|                          | VF700C Magna                  | '87     | -                    | -          | YB12A-A                 | -            | CA77 Dream Touring (late)     | '63-'69 |              | -                    | -        | -        | 12N9-3A      |
|                          | VF700C Magna                  | '84-'86 | YTX14AH-BS*          | -          | YB14-A2                 | -            | CB77 Super Hawk               | '61-'68 |              | -                    | -        | -        | 12N9-3A      |
|                          | VF700F Interceptor            | '84-'85 | YTX14AH-BS*          | -          | YB14-A2                 | -            | CL77 Scrambler                | '65-'68 |              | -                    | -        | -        | 12N5-4B      |
|                          | VF700S Sabrer                 | '84-'85 | YTX14AHL-BS*         | -          | YB14L-A2                | -            | CA72 Dream Touring (late)     | '63-'66 |              | -                    | -        | -        | 12N9-3A      |
|                          | VFR700 Interceptor            | '86-'87 | -                    | -          | YB12A-B                 | -            | CB250 Nighthawk               | '91-'09 |              | -                    | YTX7L-BS | -        | -            |
|                          | VT700C Shadow                 | '86-'87 | YTX14AH-BS*          | -          | YB14-B2                 | -            | CB72 Hawk                     | '61-'66 |              | -                    | -        | -        | 12N9-3A      |
|                          | VT700C Shadow                 | '84-'85 | -                    | -          | HYB16A-AB               | -            | CBR250R                       | '11-'13 |              | -                    | YTX7L-BS | -        | -            |
|                          | NT700V                        | '10-'13 | YTZ14S               | -          | -                       | -            | CL72 Scrambler                | '62-'65 |              | -                    | -        | -        | 12N5-4B      |
|                          | NC700X                        | '12-'14 | YTZ12S               | -          | -                       | -            | CM250C Custom                 | '82-'83 |              | -                    | -        | YB9-B    | -            |
| 680                      | DN-01                         | '09-'13 | YTZ14S               | -          | -                       | -            | CMX250C Rebel                 | '96-'14 |              | -                    | YTX7L-BS | -        | -            |
| 650                      | CB650, Custom                 | '79-'82 | -                    | -          | YB12A-A                 | -            | CRF250X                       | '04-'13 | YTZ7S*       | -                    | YTX5L-BS | -        | -            |
|                          | CB650SC Nighthawk             | '83-'85 | -                    | -          | YB12A-LA                | -            | MT250 Elsinore                | '74-'76 |              | -                    | -        | -        | 6N6-3B       |
|                          | CB650SC Nighthawk             | '82     | -                    | -          | YB12A-A                 | -            | NX250                         | '88-'90 |              | -                    | YTX7L-BS | -        | -            |
|                          | CX650C Custom                 | '83     | YTX14AH-BS*          | -          | YB14-A2                 | -            | VTR250 Interceptor VTR        | '88-'90 |              | -                    | -        | YB9-B    | -            |
|                          | CX650T Turbo                  | '83     | YTX14AHL-BS*         | -          | YB14L-A2                | -            | XL250                         | '72-'76 |              | -                    | -        | -        | 6N6-3B       |
|                          | GL650I Silver Wing Interstate | '83     | YTX14AHL-BS*         | -          | YB14L-A2                | -            | XL250R                        | '82-'87 |              | -                    | -        | YB3L-A   | -            |
|                          | NT650 Hawk GT                 | '88-'91 | -                    | YTX9-BS    | -                       | -            | XL250S                        | '78-'81 |              | -                    | -        | -        | 6N4-2A-4     |

\* See Battery Cross Reference Chart on page 14.  
 † When ordering this battery, specify sensor.



# MOTORCYCLE APPLICATIONS

| CC                       | Model                            | Year    | High Performance AGM | AGM      | YuMicron  | Conventional | CC                       | Model                      | Year                                    | High Performance AGM | AGM                   | YuMicron   | Conventional   |
|--------------------------|----------------------------------|---------|----------------------|----------|-----------|--------------|--------------------------|----------------------------|---|----------------------|-----------------------|------------|----------------|
| <b>HONDA (continued)</b> |                                  |         |                      |          |           |              | <b>HONDA (continued)</b> |                            |   |                      |                       |            |                |
| 230                      | XR250L                           | '91-'96 | -                    | YTX4L-BS | -         | -            | 65                       | CT70 Trail, 70H            | '69-'71                                 | -                    | -                     | -          | 6N2A-2C        |
|                          | CRF230L                          | '14     | -                    | YTX7L-BS | -         | -            |                          | CT70, 70H                  | '72-'73                                 | -                    | -                     | -          | 6N2A-2C-3      |
|                          | CRF230L, M                       | '08-'13 | YZZ7S                | -        | -         | -            |                          | SL70 Motospport            | '73                                     | -                    | -                     | -          | 6N2A-2C-3      |
|                          | CRF230F, L (-'07)                | '03-'14 | YZZ7S*               | YTX5L-BS | -         | -            |                          | SL70 Motospport            | '71-'72                                 | -                    | -                     | -          | 6N2A-2C        |
| 200                      | CB200, T                         | '74-'76 | -                    | -        | YB9-B*    | 12N9-4B-1    |                          | XL70                       | '74-'76                                 | -                    | -                     | -          | 6N4C-1B        |
|                          | CL200 Scrambler                  | '74     | -                    | -        | YB9-B*    | 12N9-4B-1    |                          | S65 Sport (CS65)           | '65-'69                                 | -                    | -                     | -          | 6N2-2A         |
|                          | CM200T Twinstar                  | '81-'82 | -                    | -        | YB9-B*    | 12N9-4B-1    | 55                       | C, CA105T Trail            | '62-'65                                 | -                    | -                     | -          | 6N2-2A         |
|                          | CM200T Twinstar                  | '80     | -                    | -        | -         | 6N12A-2C     | 50                       | C110, CA110                | '59-'69                                 | -                    | -                     | -          | 6N2-2A         |
|                          | TLR200 Reflex                    | '86-'87 | -                    | YTX4L-BS | -         | -            |                          | MB5                        | '82                                     | -                    | -                     | YB2.5L-C   | -              |
|                          | TR200 Fat Cat                    | '87     | -                    | YTX7A-BS | -         | -            |                          | NA50 Express II            | '80-'81                                 | -                    | -                     | -          | 6N4-2A-6       |
|                          | TR200 Fat Cat                    | '86     | -                    | YTX9-BS  | -         | -            |                          | NA50 Express II            | '79                                     | -                    | -                     | -          | 6N2-2A         |
|                          | XL200R                           | '83-'84 | -                    | -        | YB3L-A    | -            |                          | NC50 Express               | '80-'83                                 | -                    | -                     | -          | 6N4-2A-6       |
| 185                      | CM185T Twinstar                  | '78-'79 | -                    | -        | -         | 6N12A-2D     |                          | NC50 Express               | '78-'79                                 | -                    | -                     | -          | 6N2-2A         |
|                          | XL185S                           | '79-'83 | -                    | -        | -         | 6N4-2A-4     |                          | NC50 Express               | '77                                     | -                    | -                     | -          | 6N2A-2C-3      |
| 175                      | CA175 Touring (CD175)            | '68-'69 | -                    | -        | -         | B54-6        |                          | NS50F                      | '90                                     | -                    | -                     | YB3L-A     | -              |
|                          | CA175 Touring (CD175K3)          | '69-'70 | -                    | -        | -         | 6N12A-2D     |                          | NU50 Urban Express         | '82-'83                                 | -                    | -                     | YB2.5L-C-1 | -              |
|                          | CB175 Super Sport                | '69-'73 | -                    | -        | YB9-B*    | 12N9-4B-1    |                          | NU50M Urban Express Deluxe | '82-'83                                 | -                    | -                     | YB4L-B     | -              |
|                          | CL175 Scrambler                  | '68-'73 | -                    | -        | YB9-B*    | 12N9-4B-1    |                          | NX50M Express SR           | '81-'82                                 | -                    | -                     | YB4L-B     | -              |
|                          | SL175 Motospport                 | '70-'72 | -                    | -        | -         | 12N5-4B      |                          | Z50A (K1)                  | '69-'70                                 | -                    | -                     | -          | 6N2A-2C-1      |
|                          | XL175                            | '73-'78 | -                    | -        | -         | 6N6-3B       |                          | ZB50                       | '88                                     | -                    | YTX4L-BS              | -          | -              |
| 160                      | CB160 Sport                      | '65-'69 | -                    | -        | YB9-B*    | 12N9-4B-1    |                          | <b>HUSABERG</b>            |   |                      |                       |            |                |
|                          | CL160 Scrambler                  | '66-'68 | -                    | -        | YB9-B*    | 12N9-4B-1    |                          | All Electric Start Models  | '13                                     | YZZ7S*               | YTX5L-BS              | -          | -              |
| 150                      | CRF150F                          | '06-'14 | YZZ7S*               | YTX5L-BS | -         | -            |                          | All Electric Start Models  | '04-'12                                 | YZZ7S                | -                     | -          | -              |
| 125                      | CB125S                           | '81-'82 | -                    | -        | -         | 6N6-3B-1     |                          | All Electric Start Models  | '97-'03                                 | -                    | YTX9-BS               | -          | -              |
|                          | CB125S                           | '73-'80 | -                    | -        | -         | 6N6-3B       |                          | <b>HUSQVARNA</b>           |   |                      |                       |            |                |
|                          | CL125A Scrambler (Twin)          | '67-'69 | -                    | -        | -         | B54-6        |                          | 900                        | NUDA900                                 | '13                  | YTX14H-BS             | YTX14-BS   | -              |
|                          | CL125S Scrambler                 | '73-'75 | -                    | -        | -         | 6N4C-1B      |                          | 580                        | TE610E, SM610S                          | '00-'01              | YTX14H-BS*            | YTX14-BS   | -              |
|                          | CRF125F                          | '14     | YZZ5S*               | YTX4L-BS | -         | -            |                          | 511                        | TE, TXC                                 | '11                  | YZZ7S                 | -          | -              |
|                          | CT125 Trail                      | '77     | -                    | -        | -         | 6N4C-1B      |                          | 510                        | TC, TXC, TE, SMR                        | '10                  | YZZ7S                 | -          | -              |
|                          | MSX125 Grom                      | '14     | YZZ5S                | -        | -         | 6N6-3B       |                          | 450                        | TC, TXC, TE, SMR                        | '10                  | YZZ7S                 | -          | -              |
|                          | MT125 Elsinore                   | '74-'76 | -                    | -        | -         | 6N6-3B       |                          | 449                        | TE                                      | '11                  | YZZ7S                 | -          | -              |
|                          | NX125                            | '88-'90 | -                    | YTX7L-BS | -         | -            |                          | 400                        | TE410E                                  | '00-'01              | YTX14H-BS*            | YTX14-BS   | -              |
|                          | SL125 Motospport                 | '71-'73 | -                    | -        | -         | 6N6-3B       |                          | 310                        | TC, TXC, TE, SMR                        | '10                  | YZZ7S                 | -          | -              |
|                          | SS125A Super Sport               | '67-'69 | -                    | -        | -         | B54-6        |                          | 250                        | TE, TXC                                 | '11                  | YZZ7S                 | -          | -              |
|                          | XL125                            | '74-'78 | -                    | -        | -         | 6N4C-1B      |                          | <b>HYOSUNG</b>             |   |                      |                       |            |                |
|                          | XL125S                           | '79-'84 | -                    | -        | -         | 6N4-2A-4     |                          | 700                        | ST7                                     | '10-'13              | -                     | YT14B-BS   | -              |
|                          | XL125S                           | '85     | -                    | -        | YB2.5L-C  | -            |                          | 650                        | GT650, R, S                             | '09-'13              | YTX14H-BS*            | YTX14-BS   | -              |
| 110                      | CRF110F                          | '13-'14 | YZZ5S*               | YTX4L-BS | -         | -            |                          |                            | GV650, SE                               | '09-'13              | -                     | YT14B-BS   | -              |
|                          | CT110 Trail                      | '86     | -                    | -        | -         | 6N4-2A-4     |                          | 250                        | GT250, R                                | '09-'13              | YTX14H-BS*            | YTX14-BS   | -              |
|                          | CT110 Trail                      | '80-'84 | -                    | -        | -         | 6N4-2A-8     |                          |                            | GV250                                   | '09-'13              | -                     | YTX9-BS    | -              |
|                          | C110                             | '09-'10 | YZZ7S                | -        | -         | -            |                          | <b>INDIAN</b>              |   |                      |                       |            |                |
| 100                      | CB100 Super Sport                | '70-'72 | -                    | -        | -         | 6N6-3B       |                          | 1819                       | Chief Classic, Chief Vintage, Chief     | '14                  | YTX20HL <sup>FA</sup> | -          | -              |
|                          | CL100, S Scrambler               | '70-'73 | -                    | -        | -         | 6N6-3B       |                          | (111)                      | Chief                                   |                      | -                     | -          |                |
|                          | SL100 Motospport                 | '70-'73 | -                    | -        | -         | 6N6-3B       |                          | 1720                       | Chief Classic, Vintage, Dark Horse      | '12-'13              | YTX24HL-BS            | -          | -              |
|                          | XL100                            | '77-'78 | -                    | -        | -         | 6N4C-1B      |                          | (105)                      | Chief (all models)                      | '09-'11              | YTX20H-BS             | -          | -              |
|                          | XL100                            | '74-'76 | -                    | -        | -         | 6N6-3B       |                          | 1638                       | Chief                                   | '02-'03              | YTX24HL-BS            | -          | -              |
|                          | XL100S                           | '83-'85 | -                    | -        | -         | 6N4-2A-4     |                          | (100)                      | Chief                                   |                      | -                     | -          |                |
|                          | XL100S                           | '81-'82 | -                    | -        | -         | 6N4C-1B      |                          | 1442                       | Scout, Spirit                           | '02-'03              | YTX20H-BS*            | YTX20-BS   | -              |
|                          | XL100S                           | '79-'80 | -                    | -        | -         | 6N4-2A-4     |                          | (88)                       | All Models                              | '99-'01              | YTX20H-BS*            | YTX20-BS   | -              |
| 90                       | CA200 Honda 90 (C200 Touring 90) | '63-'66 | -                    | -        | -         | -            |                          | <b>KAWASAKI</b>            |   |                      |                       |            |                |
|                          | CL90, L 5HP Scrambler            | '67-'70 | -                    | -        | -         | 6N5.5-1D     |                          | 2000                       | VN2000-A Vulcan                         | '04-'12              | YTX20CH-BS*           | YTX16-BS   | -              |
|                          | CM91 Honda 90 (C90M)             | '66-'69 | -                    | -        | -         | 6N5.5-1D     |                          | 1700                       | VN1700 Voyager, Nomad, Vaquero          | '09-'14              | YTX20CH-BS*           | YTX16-BS   | -              |
|                          | CT200 Trail 90                   | '64-'66 | -                    | -        | -         | 6N5.5-1D     |                          |                            | VN1600-A Vulcan Classic, D, Nomad       | '03-'09              | YTX20CH-BS*           | YTX16-BS   | -              |
|                          | CT90 Trail                       | '66-'79 | -                    | -        | -         | 6N5.5-1D     |                          |                            | VN1600-B Vulcan Mean Streak             | '04-'09              | YTX20CH-BS*           | YTX16-BS   | -              |
|                          | EZ90 Cub                         | '91-'96 | -                    | YTX5L-BS | -         | -            |                          |                            | VN1500 Vulcan 88, SE                    | '87-'98              | YTX24HL-BS*           | -          | Y50-N18L-A-CX* |
|                          | S90 Super (CS90)                 | '64-'69 | -                    | -        | -         | 6N6-1B       |                          |                            | VN1500-C Vulcan L                       | '96-'97              | YTX24HL-BS*           | -          | Y50-N18L-A-CX* |
|                          | SL90 Motospport                  | '69     | -                    | -        | -         | 6N5.5-1D     |                          |                            | VN1500-G, J, L, R Vulcan Nomad, Drifter | '99-'05              | YTX20CH-BS*           | YTX16-BS   | -              |
|                          | ST90 Trail Sport                 | '73-'75 | -                    | -        | -         | 6N5.5-1D     |                          |                            |   |                      | -                     | -          | -              |
| 80                       | XL80S                            | '83-'85 | -                    | -        | -         | 6N4-2A-8     |                          |                            |   |                      | -                     | -          | -              |
|                          | XL80S                            | '80-'82 | -                    | -        | -         | 6N4C-1B      |                          |                            |   |                      | -                     | -          | -              |
| 75                       | XL75                             | '77-'79 | -                    | -        | -         | 6N4C-1B      |                          |                            |   |                      | -                     | -          | -              |
| 70                       | C70 Passport                     | '82-'83 | -                    | -        | YB5L-B    | -            |                          |                            |   |                      | -                     | -          | -              |
|                          | C70 Passport                     | '80-'81 | -                    | -        | 6YB11-2D* | 6N11-2D      |                          |                            |   |                      | -                     | -          | -              |
|                          | C70M Honda                       | '70-'73 | -                    | -        | 6YB11-2D* | 6N11-2D      |                          |                            |   |                      | -                     | -          | -              |
|                          | CL70 Scrambler                   | '69-'73 | -                    | -        | -         | 6N5.5-1D-1†  |                          |                            |   |                      | -                     | -          | -              |
|                          | CT70                             | '91-'94 | -                    | YTX4L-BS | -         | -            |                          |                            |   |                      | -                     | -          | -              |
|                          | CT70 Trail                       | '80-'82 | -                    | -        | -         | -            |                          |                            |   |                      | -                     | -          | -              |
|                          | CT70 Trail                       | '74-'79 | -                    | -        | -         | 6N4-2A-6     |                          |                            |   |                      | -                     | -          | -              |
|                          |                                  |         | -                    | -        | -         | 6N4C-1B      |                          |                            |   |                      | -                     | -          | -              |

\* See Battery Cross Reference Chart on page 14.  
† Use modified 6N5.5-ID  
<sup>FA</sup> Must use Factory Activated battery.



# MOTORCYCLE APPLICATIONS

| CC  | Model                           | Year                 | High Performance AGM | AGM          | YuMicron       | Conventional | CC                          | Model                  | Year         | High Performance AGM | AGM      | YuMicron  | Conventional |           |
|---|---------------------------------|----------------------|----------------------|--------------|----------------|--------------|-----------------------------|------------------------|--------------|----------------------|----------|-----------|--------------|-----------|
| <b>KAWASAKI (continued)</b>               |                                 |                      |                      |              |                |              | <b>KAWASAKI (continued)</b> |                        |              |                      |          |           |              |           |
| 1400                                      | VN1500-D, E, N Vulcan Classic   | '96-'09              | YTX20CH-BS*          | YTX16-BS     | -              | -            | 700                         | ZX750-H Ninja ZX-7     | '90          | -                    | -        | YB12AL-A2 | -            |           |
|   | VN1500-P Vulcan Mean Streak     | '02-'03              | YTX20CH-BS*          | YTX16-BS     | -              | -            |                             | ZX750-H Ninja ZX-7     | '89          | YTX14AHL-BS*         | -        | -         | YB14L-A2     | -         |
|   | Ninja ZX-14, R, ABS             | '06-'14              | YTX14H-BS*           | YTX14-BS     | -              | -            |                             | ZX750-J Ninja ZX-7     | '91-'95      | -                    | YTX12-BS | -         | -            | -         |
| 1300                                      | ZG1400 Concours                 | '08-'13              | YTX14H-BS*           | YTX14-BS     | -              | -            | ZX750 Ninja ZX-7RR          | '91-'97                | -            | YTX9-BS              | -        | -         | -            |           |
|   | Concours 14 ABS                 | '14                  | YTX14S               | -            | -              | -            | ZX750-P Ninja ZX-7R         | '96-'03                | -            | YTX12-BS             | -        | -         | -            |           |
|   | ZN1300-A Voyager                | '83-'88              | YTX24HL-BS*          | -            | Y50-N18L-A-CX* | Y50-N18L-A   | Z750 (EU)                   | '09-'13                | -            | YTX9-BS              | -        | -         | -            |           |
| 1200                                      | 1200 ZG1200 Voyager XII         | '86-'03              | YTX24HL-BS*          | -            | SY50-N18L-AT   | 12N24-3      | Z700-A                      | '84                    | -            | -                    | -        | YB12A-A   | -            |           |
|   | ZRX1200R                        | '01-'05              | YTX14H-BS*           | YTX14-BS     | -              | -            | VN700-A Vulcan              | '85                    | YTX14AHL-BS* | -                    | -        | YB14L-A2  | -            |           |
|   | ZRX1200 DAEG                    | '09-'13              | YTX14H-BS*           | YTX12-BS     | -              | -            | ZN700-A LTD                 | '84-'85                | YTX14AHL-BS* | -                    | -        | YB14L-A2  | -            |           |
| 1100                                      | Ninja ZX-12R                    | '00-'05              | YTX14H-BS*           | YTX14-BS     | -              | -            | ER6n                        | '09-'12                | -            | YTX12-BS             | -        | -         | -            |           |
|   | ZZR1200                         | '02-'05              | YTX14H-BS*           | YTX14-BS     | -              | -            | KL650-A, E, KLR             | '87-'13                | YTX14AHL-BS* | -                    | -        | YB14L-A2  | -            |           |
|   | KZ1100-A, LTD                   | '81-'83              | YTX20HL-BS*          | YTX20L-BS*   | YB18L-A        | -            | KL650-B Tengai              | '90-'91                | YTX14AHL-BS* | -                    | -        | YB14L-A2  | -            |           |
|   | KZ1100-B GP                     | '82                  | -                    | -            | SYB16L-B       | -            | KLE650 Versys               | '08-'14                | -            | YTX12-BS             | -        | -         | -            |           |
| 1000                                      | KZ1100-B GP                     | '81                  | YTX20HL-BS*          | YTX20L-BS*   | YB16L-B        | -            | KLX650C, R                  | '93-'96                | -            | YTX9-BS              | -        | -         | -            |           |
|   | ZN1100-B LTD                    | '84-'85              | YTX14AHL-BS*         | -            | YB14L-A2       | -            | KZ650 SR, LTD, Custom       | '77-'80                | -            | -                    | -        | YB10L-A2* | 12N10-3A-2   |           |
|   | ZR1100                          | '92-'95              | YTX20CH-BS*          | YTX16-BS     | -              | -            | KZ650-H CSR                 | '81-'83                | -            | -                    | -        | YB12A-A*  | -            |           |
|   | ZRX1100                         | '99-'00              | YTX14H-BS*           | YTX14-BS     | -              | -            | Ninja 650R, Ninja 650R ABS  | '12-'14                | -            | YT12A-BS             | -        | -         | -            |           |
|   | ZX1100-A GPz                    | '83-'84              | -                    | -            | SYB16L-B       | -            | Ninja 650R                  | '06-'11                | -            | YTX12-BS             | -        | -         | -            |           |
|   | ZX1100-C Ninja ZX-11            | '90-'93              | YTX14AHL-BS*         | -            | YB14L-A2       | -            | W Series                    | '66-'70                | -            | -                    | YB7L-B*  | 12N7-3B   | -            |           |
|   | ZX1100-D Ninja ZX-11 (CN)       | '82-'01              | YTX14H-BS*           | YTX14-BS     | -              | -            | W650                        | '00-'02                | YTX14H-BS*   | YTX14-BS             | -        | -         | -            |           |
|   | ZX1100-D Ninja ZX-11            | '95-'01              | YTX14H-BS*           | YTX14-BS     | -              | -            | ZX636-B, C Ninja ZX-6R      | '03-'14                | -            | YTX9-BS              | -        | -         | -            |           |
|   | ZX1100-E (GPz1100)              | '95-'97              | YTX14H-BS*           | YTX14-BS     | -              | -            | KL600-A KLR                 | '84                    | -            | -                    | -        | YB4L-A    | -            |           |
|   | 900                             | KZ1000-P Police      | '02-'03/'05          | YTX20HL-BS*  | YTX20L-BS*     | YB18L-A      | -                           | KL600-B KLR            | '85-'86      | YTX14AHL-BS*         | -        | -         | YB14L-A2     | -         |
|   |                                 | KZ1000-P Police      | '82-'01              | YTX20HL-BS*  | YTX20L-BS*     | YB18L-A      | -                           | KL600 (All)            | '86-'97      | -                    | -        | -         | YB12A-A      | -         |
|   |                                 | KZ1000-C Police      | '80-'81              | YTX20HL-BS*  | YTX20L-BS*     | YB16L-B      | -                           | ZX600-A, B, C, D Ninja | '85-'96      | -                    | -        | -         | YB12A-A      | -         |
| KZ1000-C Police, Z1-R                     |                                 | '78-'79              | YTX14AHL-BS*         | -            | YB14L-A2       | -            | ZX600-FA Ninja ZX-6R        | '08-'13                | -            | YTX9-BS              | -        | -         | -            |           |
| KZ1000, LTD                               |                                 | '77-'80              | YTX14AHL-BS*         | -            | YB14L-A2       | -            | ZX600-E, F Ninja ZX-6, 6R   | '93-'02                | -            | YTX12-BS             | -        | -         | -            |           |
| KZ1000-E ST, Shaft                        |                                 | '79-'80              | YTX20HL-BS*          | YTX20L-BS*   | YB16L-B        | -            | ZX600-G, J Ninja ZX-6R      | '98-'08                | -            | YTX9-BS              | -        | -         | -            |           |
| KZ1000-G Classic                          |                                 | '80                  | YTX14AHL-BS*         | -            | YB14L-A2       | -            | ZX600-K, M, N Ninja ZX-6RR  | '03-'06                | -            | YTX9-BS              | -        | -         | -            |           |
| KZ1000, LTD, CSR                          |                                 | '81-'83              | YTX20HL-BS*          | YTX20L-BS*   | YB18L-A        | -            | ZZR600                      | '05-'09                | -            | YTX9-BS              | -        | -         | -            |           |
| KZ1000-R Replica                          |                                 | '82-'83              | YTX20HL-BS*          | YTX20L-BS*   | YB18L-A        | -            | ZZR600                      | '02-'04                | -            | YTX12-BS             | -        | -         | -            |           |
| Z1000, ABS                                |                                 | '14                  | -                    | -            | YT12A-BS       | -            | KZ550, LTD, GP              | '80-'83                | -            | -                    | -        | YB12A-A   | -            |           |
| Z1000, ABS                                |                                 | '03-'13              | -                    | -            | YTX9-BS        | -            | KZ550-F LTD                 | '84                    | -            | -                    | -        | YB12A-A** | -            |           |
| ZG1000-A Concours                         |                                 | '86-'06              | YTX20HL-BS*          | YTX20L-BS*   | YB18L-A        | -            | KZ550-F Spectre             | '83                    | -            | -                    | -        | YB12A-A** | -            |           |
| 900                                       | ZL1000-A                        | '87                  | YTX14AHL-BS*         | -            | YB14L-A2       | -            | KZ550-H GP                  | '82-'83                | -            | -                    | -        | YB12A-A†  | -            |           |
|   | ZX10R                           | '86-'90              | YTX14AHL-BS*         | -            | YB14L-A2       | -            | ZR550-B Zephyr              | '90-'92                | -            | -                    | -        | YB12A-A   | -            |           |
|   | ZX10R                           | '11-'14              | YTZ7S                | -            | -              | -            | ZX550-A GPz                 | '84-'86                | -            | -                    | -        | YB12A-A†  | -            |           |
|   | ZX10R ABS                       | '11-'14              | YTZ10S               | -            | -              | -            | EN500-A Vulcan              | '90-'96                | -            | -                    | -        | YB12A-A   | -            |           |
|   | ZX1000-A Ninja 1000R, GPZ1000RX | '86-'87              | YTX14AHL-BS*         | -            | YB14L-A2       | -            | EN500-C Vulcan LTD          | '96-'10                | -            | -                    | -        | YB12AL-A2 | -            |           |
|   | ZX1000-B Ninja ZX10             | '88-'89              | YTX14AHL-BS*         | -            | YB14L-A2       | -            | EX500-A                     | '87-'93                | YTX14AHL-BS* | -                    | -        | YB14L-A2  | -            |           |
|   | ZX1000-C Ninja ZX-10R           | '04-'10              | -                    | -            | -              | -            | EX500-D Ninja 500           | '94-'10                | YTX14AHL-BS* | -                    | -        | YB14L-A2  | -            |           |
|   | Ninja 1000, ABS                 | '14                  | -                    | -            | YT12B-BS       | -            | H1 Series                   | '73-'75                | -            | -                    | -        | YB9L-B*   | 12N9-3B      |           |
|   | Ninja 1000                      | '11-'13              | -                    | -            | YT12A-BS       | -            | H1 Series                   | '69-'72                | -            | -                    | -        | YB9-B*    | 12N9-4B-1    |           |
|   | KZ900, LTD                      | '76-'77              | -                    | -            | YTX9-BS        | -            | KH500-A                     | '76                    | -            | -                    | -        | YB9L-B*   | 12N9-3B      |           |
|   | Vulcan 900 Classic              | '06-'14              | -                    | -            | YTX12-BS       | -            | EN450-A 454 LTD             | '85-'90                | -            | -                    | -        | YB12A-A   | -            |           |
|   | 800                             | Z900 (Z1 Series)     | '72-'76              | YTX14AHL-BS* | -              | YB14L-A2*    | 12N14-3A                    | KLX450R                | '08-'10      | YTZ7S                | -        | -         | -            | -         |
| ZL900-A Eliminator                        |                                 | '85-'86              | YTX14AHL-BS*         | -            | YB14L-A2       | -            | KZ440 (All)400 KH400-A      | '80-'83                | -            | -                    | -        | YB12A-A   | -            |           |
| Ninja GPZ900R ZX900A1-A16                 |                                 | '84-'03              | YTX14AHL-BS*         | -            | YB14L-A2       | -            | KH400-A                     | '76-'78                | -            | -                    | -        | -         | 12N5.5-4A    |           |
| ZX900-B Ninja (ZX-9R)                     |                                 | '94-'97              | -                    | -            | YTX12-BS       | -            | KLX400R, KLX400SR           | '03                    | -            | YTX7B-BS             | -        | -         | -            |           |
| ZX900-C Ninja (ZX-9R)                     |                                 | '98-'99              | -                    | -            | YTX9-BS        | -            | KZ400 Deluxe                | '77-'79                | -            | -                    | -        | YB12A-A*  | 12N12A-4A-1  |           |
| ZX900-E, F Ninja (ZX-9R)                  |                                 | '00-'03              | -                    | -            | YTX9-BS        | -            | KZ400-C                     | '78                    | -            | -                    | -        | -         | 12N5.5-4A    |           |
| VN800-A, B, E Vulcan, Classic, Drifter    |                                 | '04-'06              | -                    | -            | YTX12-BS       | -            | KZ400-D, H                  | '74-'79                | -            | -                    | -        | YB12A-A*  | 12N12A-4A-1  |           |
| VN800-A, B, C, E Vulcan, Classic, Drifter |                                 | '95-'03              | YTX14H-BS*           | YTX14-BS     | -              | -            | KZ400-aS                    | '75-'77                | -            | -                    | -        | -         | 12N5.5-4A    |           |
| 750                                       |                                 | H2 Series            | '72-'75              | -            | -              | -            | 12N5.5-4A                   | S3 Series              | '74-'75      | -                    | -        | -         | -            | 12N5.5-4A |
|   |                                 | KZ750, LTD, CSR      | '76-'79              | -            | -              | SYB14L-A2    | -                           | A7 Series              | '66-'71      | -                    | -        | YB9-B*    | 12N9-4B-1    |           |
|   |                                 | KZ750-E, H, L LTD    | '80-'83              | -            | -              | YB12A-A      | -                           | F5 Series              | '70-'71      | -                    | -        | -         | 6N2-2A-3     |           |
|   |                                 | KZ750-F LTD, Spectre | '83                  | YTX14AHL-BS* | -              | YB14L-A2     | -                           | F9 Series              | '73-'75      | -                    | -        | -         | 6N4B-2A-3    |           |
|   | KZ750-L Ninja                   | '93                  | -                    | -            | YTX9-BS        | -            | F9 Series                   | '72                    | -            | -                    | -        | 6N2-2A-3  |              |           |
|   | KZ750-R GP                      | '82                  | -                    | -            | YB12A-A†       | -            | S2 Series                   | '72-'73                | -            | -                    | -        | 12N5.5-4A |              |           |
|   | VN750-A Vulcan                  | '86-'06              | YTX14AHL-BS*         | -            | YB14L-A2       | -            | EX305-B GP                  | '83                    | -            | -                    | -        | YB9L-A2   |              |           |
|   | ZN750-A LTD                     | '84-'85              | YTX14AHL-BS*         | -            | YB14L-A2       | -            | KZ305 CSR, LTD              | '81-'88                | -            | -                    | -        | YB10L-A2  |              |           |
|   | ZR-7, S                         | '00-'03              | -                    | -            | -              | -            | EX300 Ninja                 | '13-'14                | -            | YTX9-BS              | -        | -         | -            |           |
|   | ZR750 (Z750S)                   | '05-'06              | -                    | -            | YTX12-BS       | -            | EX250, Ninja 250R           | '08                    | -            | YTX7A-BS             | -        | -         | -            |           |
|   | ZR750-C Zephyr                  | '91-'94              | -                    | -            | YTX9-BS        | -            | EX250, Ninja 250R           | '09-'12                | -            | YTX9-BS              | -        | -         | -            |           |
|   | ZX750-E Turbo, GPz              | '83-'85              | -                    | -            | YTX12-BS       | -            | A1 Series                   | '66-'71                | -            | -                    | -        | YB9-B*    | 12N9-4B-1    |           |
| ZX750-F Ninja                             | '87-'90                         | YTX14AHL-BS*         | -                    | YB14L-A2     | -              | EL250, HS    | '88-'93                     | -                      | -            | -                    | YB9L-A2  | -         |              |           |

† When ordering this battery, specify sensor.  
 \*\* When ordering this battery, specify terminal adaptor.

\* See Battery Cross Reference Chart on page 14.



# MOTORCYCLE APPLICATIONS

| CC                          | Model              | Year    | High Performance AGM | AGM      | YuMicron      | Conventional | CC                     | Model  | Year    | High Performance AGM | AGM                  | YuMicron | Conventional |
|-----------------------------|--------------------|---------|----------------------|----------|---------------|--------------|------------------------|--|---------|----------------------|----------------------|----------|--------------|
| <b>KAWASAKI (continued)</b> |                    |         |                      |          |               |              | <b>KTM (continued)</b> |  |         |                      |                      |          |              |
|                             | EX250 Ninja        | '95-'07 | -                    | YTX7L-BS | -             | -            |                        | 450SMR   | '09-'12 | YTZ7S*               | YTX5L-BS             | -        | -            |
|                             | EX250 Ninja        | '86-'94 | -                    | -        | YB9L-A2       | -            |                        | 450SMR   | '13     | YTZ5S*               | YTX4L-BS             | -        | -            |
|                             | F4 Series          | '69-'70 | -                    | -        | -             | 12N5.5-4A    | 400                    | EXC, Racing                                    | '05-'11 | YTZ7S*               | YTX5L-BS             | -        | -            |
|                             | F8 Series          | '71-'72 | -                    | -        | -             | 6N2-2A-3     |                        | EXC, Racing                                    | '03-05  | YTZ5S                | -                    | -        | -            |
|                             | F11 Series         | '73-'75 | -                    | -        | -             | 6N4B-2A-3    |                        | XC-W   | '09-'10 | YTZ7S*               | YTX5L-BS             | -        | -            |
|                             | KE250-B            | '77-'79 | -                    | -        | -             | 6N6-1D-2     |                        | E/XC Racing 4-Stroke                           | '00-'02 | YTZ5S*               | YTX4L-BS             | -        | -            |
|                             | KH250-A            | '76     | -                    | -        | -             | 12N5.5-4A    |                        | E/XC Racing 4-Stroke (Opt)                     | '00-'02 | YTZ7S*               | YTX5L-BS             | -        | -            |
|                             | KL250 Super Sherpa | '00-'10 | -                    | YTX7L-BS | -             | -            |                        | LC4 E/XC                                       | '96-'98 | -                    | YTX9-BS              | -        | -            |
|                             | KL250              | '78-'84 | -                    | -        | -             | 6N6-1D-2     |                        | RXC LC4  | '96-'01 | -                    | YTX9-BS              | -        | -            |
|                             | KL250-D KLR        | '85-'05 | -                    | -        | YB4L-A        | -            | 350                    | XC-F   | '11-'12 | YTZ7S*               | YTX5L-BS             | -        | -            |
|                             | KLX250S, SF        | '06-'14 | -                    | YTX7L-BS | -             | -            |                        | SX-F   | '11-'13 | YTZ5S*               | YTX4L-BS             | -        | -            |
|                             | KZ250 CSR, LTD     | '80-'83 | -                    | -        | YB10L-A2*     | 12N10-3A-2   |                        | EXC-F  | '13     | YTZ5S*               | YTX4L-BS             | -        | -            |
|                             | S1 Series          | '73-'75 | -                    | -        | -             | 12N5.5-4A    |                        | Freeride                                       | '13     | YTZ7S*               | YTX5L-BS             | -        | -            |
| 200                         | KZ200-A            | '78-'79 | -                    | -        | YB10L-B       | -            | 300                    | XC, XC-W, EXC-F                                | '11-'13 | YTZ5S*               | YTX4L-BS             | -        | -            |
| 175                         | F7 Series          | '71-'75 | -                    | -        | -             | 6N4-2A-5     | 250                    | EXC, Racing                                    | '05-'10 | YTZ7S*               | YTX5L-BS             | -        | -            |
|                             | KE175-B            | '76-'78 | -                    | -        | -             | 6N6-1D-2     |                        | EXC, Racing                                    | '03-05  | YTZ5S                | -                    | -        | -            |
| 140                         | KLX140, L          | '08-'14 | -                    | YTX7L-BS | -             | -            |                        | EXF  | '05-'10 | YTZ7S*               | YTX5L-BS             | -        | -            |
| 125                         | BN125 Eliminator   | '01-'10 | -                    | -        | YB9-B         | -            |                        | XC, EXC, XC-W                                  | '11-'12 | YTZ5S*               | YTX4L-BS             | -        | -            |
|                             | F6 Series          | '71-'73 | -                    | -        | -             | 6N4-2A-5     |                        | EXC-F, XC-W, XCF-W                             | '11-'12 | YTZ7S*               | YTX5L-BS             | -        | -            |
|                             | KE125-A            | '76-'83 | -                    | -        | -             | 6N6-1D-2     |                        | SX-F, EXC, EXC-F                               | '13     | YTZ5S*               | YTX4L-BS             | -        | -            |
|                             | KS125 Series       | '74-'75 | -                    | -        | -             | 6N6-1D-2     | 200                    | Duke   | '13     | -                    | YTX9-BS              | -        | -            |
| 120                         | C2SS RoadRunner    | '67-'69 | -                    | -        | Not available | -            | 125                    | Duke   | '13     | -                    | YTX7L-BS             | -        | -            |
|                             | C2TR RoadRunner    | '67-'69 | -                    | -        | Not available | -            |                        |  |         |                      |                      |          |              |
| 100                         | G3SS Series        | '75     | -                    | -        | -             | 6N4-2A-5     | <b>KYMCO</b>           |  |         |                      |                      |          |              |
|                             | G3TR Series        | '71     | -                    | -        | -             | 6N4-2A-3††   | 250                    | Venox250                                       | '09-'10 | -                    | YTX9-BS              | -        | -            |
|                             | G4TR Series        | '73-'75 | -                    | -        | -             | 6N4-2A-5     | <b>MOTO GUZZI</b>      |  |         |                      |                      |          |              |
|                             | G4TR Series        | '70-'72 | -                    | -        | -             | 6N2-2A-3     | 1380                   | California                                     | '13     | YTX20H-BS            | YTX20-BS             | -        | -            |
|                             | G5 Series          | '74-'75 | -                    | -        | -             | 6N4-2A-5     | 1200                   | Norge  | '09-'13 | YTX20CH-BS           | -                    | -        | -            |
|                             | G5 Series          | '72-'73 | -                    | -        | Not available | -            |                        | Sport, ABS                                     | '09-'10 | YTX20CH-BS           | -                    | -        | -            |
|                             | KE100-A            | '79-'81 | -                    | -        | -             | 6N6-1D-2     |                        | Breva 1200                                     | '09-'10 | YTX20CH-BS           | -                    | -        | -            |
|                             | KE100-A            | '76-'78 | -                    | -        | -             | 6N4-2A-5     |                        | Stelvio  | '09-'13 | YTX20CH-BS           | -                    | -        | -            |
|                             | KE100-B            | '82-'01 | -                    | -        | -             | 6N6-1D-2     |                        | 1200 Sport                                     | '09-'13 | YTX20CH-BS           | -                    | -        | -            |
|                             | KH100-B            | '76-'77 | -                    | -        | -             | 6N4-2A-5     | 1100                   | 1100 1100 California, (CA only)                | '03-'05 | -                    | YTX15L-BS            | -        | -            |
|                             | KM100-A            | '79-'81 | -                    | -        | -             | 6N6-1D-2     |                        | 1100 California, Special, Jackal, Breva, Griso | '05-'13 | YTX20CH-BS           | -                    | -        | -            |
|                             | KM100-A            | '76-'78 | -                    | -        | -             | 6N4-2A-5     |                        | Stone, EV                                      | '94-'05 | YIX30L-BS*           | -                    | 53030    | -            |
|                             | KV100-A            | '76     | -                    | -        | -             | 6N4-2A-5     |                        | Quota 1100 ES                                  | '99-'02 | -                    | YTX15L <sup>FA</sup> | -        | -            |
| 90                          | G3SS Series        | '73-'74 | -                    | -        | -             | 6N4-2A-3††   |                        | Sport 1100i                                    | '97-'99 | -                    | YTX15L-BS            | -        | -            |
|                             | G3SS Series        | '69-'72 | -                    | -        | -             | 6N4-2A-3††   |                        | V11 Bossa                                      | '99-'00 | YIX30L-BS*           | -                    | 53030    | -            |
|                             | G3TR Series        | '69-'70 | -                    | -        | -             | 6N4-2A-3††   |                        | V11 EV   | '98-'99 | YIX30L-BS*           | -                    | 53030    | -            |
|                             | MC1 Series         | '73-'75 | -                    | -        | -             | 6N4-2A-5     | 1064                   | V11 Le Mans, Sport                             | '99-'05 | -                    | YTX15L <sup>FA</sup> | -        | -            |
|                             |                    |         |                      |          |               |              | 1000                   | V11 Le Mans, Sport, Vintage                    | '12     | YTX20HL-BS*          | YTX20L-BS            | -        | -            |
|                             |                    |         |                      |          |               |              |                        | California III                                 | '89-'93 | YIX30L-BS*           | -                    | 53030    | -            |
|                             |                    |         |                      |          |               |              |                        | Convert  |         | YIX30L-BS*           | -                    | 53030    | -            |
|                             |                    |         |                      |          |               |              |                        | Daytona  |         | YIX30L-BS*           | -                    | 53030    | -            |
|                             |                    |         |                      |          |               |              |                        | Le Mans  |         | YIX30L-BS*           | -                    | 53030    | -            |
|                             |                    |         |                      |          |               |              |                        | Mille  |         | YIX30L-BS*           | -                    | 53030    | -            |
|                             |                    |         |                      |          |               |              |                        | 1000NT   |         | YIX30L-BS*           | -                    | 53030    | -            |
|                             |                    |         |                      |          |               |              |                        | Quota  |         | YIX30L-BS*           | -                    | 53030    | -            |
|                             |                    |         |                      |          |               |              |                        | VIO Centauro Sport, GT                         | '99-End | -                    | YTX15L <sup>FA</sup> | -        | -            |
|                             |                    |         |                      |          |               |              |                        | Bellagio                                       | '10     | YTX20HL-BS           | YTX20L-BS            | -        | -            |
|                             |                    |         |                      |          |               |              |                        | Le Man   |         | YIX30L-BS*           | -                    | 53030    | -            |
|                             |                    |         |                      |          |               |              |                        | T3, T4, T5                                     |         | YIX30L-BS*           | -                    | 53030    | -            |
|                             |                    |         |                      |          |               |              |                        | Breva 750                                      | '04-'10 | YTX14AHL-BS          | -                    | -        | -            |
|                             |                    |         |                      |          |               |              |                        | V7 Classic                                     | '09-'11 | YTX14-BS             | -                    | -        | -            |
|                             |                    |         |                      |          |               |              |                        | Nevada   |         | YTX20HL-BS*          | YTX20L-BS*           | YB18L-A  | -            |
|                             |                    |         |                      |          |               |              |                        | Nevada 750 Classic                             | '10     | YTX14AHL-BS          | -                    | -        | -            |
|                             |                    |         |                      |          |               |              |                        | NTX  |         | YTX20HL-BS*          | YTX20L-BS*           | YB18L-A  | -            |
|                             |                    |         |                      |          |               |              |                        | Strada   |         | YTX20HL-BS*          | YTX20L-BS*           | YB18L-A  | -            |
|                             |                    |         |                      |          |               |              |                        | V7   |         | YIX30L-BS*           | -                    | 53030    | -            |
|                             |                    |         |                      |          |               |              |                        | V7   | '12-'13 | YTX14H-BS*           | YTX14-BS             | -        | -            |
|                             |                    |         |                      |          |               |              |                        | V75  |         | YTX20HL-BS*          | YTX20L-BS*           | YB18L-A  | -            |
|                             |                    |         |                      |          |               |              |                        | 650 NTX  |         | YTX20HL-BS*          | YTX20L-BS*           | YB18L-A  | -            |
|                             |                    |         |                      |          |               |              |                        | V65  |         | YIX30L-BS*           | -                    | 53030    | -            |
|                             |                    |         |                      |          |               |              |                        | V65 Florida                                    |         | YTX20HL-BS*          | YTX20L-BS*           | YB18L-A  | -            |
|                             |                    |         |                      |          |               |              |                        | 500 Falcone                                    |         | -                    | -                    | -        | B38-6A       |
|                             |                    |         |                      |          |               |              |                        | Falcone u.t.                                   |         | YTX20HL-BS*          | YTX20L-BS*           | YB18L-A  | -            |
|                             |                    |         |                      |          |               |              |                        | V50  |         | YIX30L-BS*           | -                    | 53030    | -            |
|                             |                    |         |                      |          |               |              |                        |  |         |                      |                      | -        | -            |

†† G3SS and G3TR models having the engine production #235611 and above, use a GN4-2A-5 Battery.  
 FA Must use Factory Activated battery.

\*\* When ordering this battery, specify terminal adaptor.  
 \* See Battery Cross Reference Chart on page 14.



# MOTORCYCLE APPLICATIONS

| CC                   | Model   | Year    | High Performance AGM | AGM | YuMicron | Conventional      | CC            | Model   | Year    | High Performance AGM | AGM        | YuMicron     | Conventional |
|----------------------|---|---------|----------------------|-----|----------|-------------------|---------------|---|---------|----------------------|------------|--------------|--------------|
| <b>MuZ</b>           |   |         |                      |     |          |                   | <b>SUZUKI</b> |   |         |                      |            |              |              |
| 660                  | Skorpion '95-'01                                    | '95-'01 | -                    | -   | YB9L-A2  | -                 | 1800          | VZR1800 (M109R)                               | '06-'13 | YTX20CH-BS           | -          | -            | -            |
| 125                  | All Models All Years                                | ALL     | -                    | -   | YB9L-A2  | -                 |               | VLR1800 (C109R)                               | '08-'12 | YTX20CH-BS           | -          | -            | -            |
| <b>MV AGUSTA</b>     |   |         |                      |     |          |                   |               |   |         |                      |            |              |              |
| 1000                 | F4  | '05-'13 | YTZ10S               | -   | -        | -                 | 1600          | Marauder, Boulevard M95                       | '04-'05 | YTX20CH-BS*          | YTX16-BS   | -            | -            |
|                      | Brutale 1078RR                                      | '09-'13 | YTZ10S               | -   | -        | -                 | 1500          | VL1500 Intruder, Boulevard C90                | '98-'11 | -                    | YTX16-BS-1 | -            | -            |
| 910                  | Brutale   | '06-'09 | YTZ10S               | -   | -        | -                 |               | VZ1500 Boulevard M90                          | '09-'13 | YTX20CH-BS           | -          | -            | -            |
| 800                  | Brutale   | '13     | YTZ10S               | -   | -        | -                 | 1400          | GV1400GC, D, T Cavalcade                      | '86-'88 | YTX24HL-BS*          | -          | SY50-N18L-AT | -            |
| 750                  | F4, Brutale   | '00-'08 | YTZ10S               | -   | -        | -                 |               | VS1400GL Intruder, GLP, S83                   | '87-'11 | -                    | YTX16-BS-1 | -            | -            |
| 675                  | F3, Brutale   | '13     | YTZ10S               | -   | -        | -                 | 1300          | GSX1300BK B-King                              | '08-'11 | -                    | YTX12-BS   | -            | -            |
| <b>NORTON</b>        |   |         |                      |     |          |                   |               |   |         |                      |            |              |              |
| 850                  | Commando, Commando (75)                             |         | YTX14AHL-BS*         | -   | YB14L-A2 | -                 |               | GSX1300R Hayabusa                             | '99-'07 | -                    | YTX12A-BS  | -            | -            |
| 750                  | Ranger Commando                                     |         | -                    | -   | -        | 12N9-4B-1         |               | GSX1300R, Z Hayabusa                          | '08-'13 | -                    | YTX12-BS   | -            | -            |
| 350                  | Navigator   |         | -                    | -   | -        | 6N11A-1B          |               | GSF1250S, A Bandit, FA                        | '07-'13 | -                    | YTX12A-BS  | -            | -            |
| <b>PIAGGIO</b>       |   |         |                      |     |          |                   |               |   |         |                      |            |              |              |
|                      | APE CAR, MP, MPR, P602                              |         | YX30L-BS*            | -   | 53030    | -                 |               | GSF1200, S Bandit                             | '97-'05 | YTX14AHL-BS*         | -          | YB14L-B2     | -            |
|                      | Ape 50 FL   | '93     | -                    | -   | YB9-B    | -                 |               | GV1200GL Madura                               | '85-'86 | -                    | -          | SYB14L-B2    | -            |
|                      | Boxer, Bravo, Ciao                                  |         | -                    | -   | -        | B39-6             |               | GS1150E, S                                    | '83-'86 | -                    | -          | SYB14L-A2    | -            |
|                      | Cosa 2  |         | -                    | -   | YB7-A    | -                 |               | GSX1100S Katana                               | '81-'01 | -                    | -          | SYB14L-A2    | -            |
|                      | Cosa CLX 125 (c/avv.)                               |         | -                    | -   | YB7-A    | -                 |               | GS1100E, S                                    | '80-'83 | -                    | -          | YB14L-A2     | -            |
|                      | Cosa CLX 150 (c/avv.)                               |         | -                    | -   | YB7-A    | -                 |               | GS1100G, K, L, Katana                         | '82-'84 | YTX14AHL-BS*         | -          | YB14L-A2     | -            |
|                      | Cosa CLX 200 (c/avv.)                               |         | -                    | -   | YB7-A    | -                 |               | GSX-R1100                                     | '86-'92 | YTX14AHL-BS*         | -          | YB14L-A2     | -            |
|                      | Free  |         | -                    | -   | YB4L-B   | -                 |               | GSX-R1100 W                                   | '93-'98 | -                    | YTX12-BS   | -            | -            |
|                      | Hexagon 125/150                                     |         | -                    | -   | YB9-B    | -                 |               | GSX1100F Katana                               | '88-'93 | YTX14AHL-BS*         | -          | YB14L-B2     | -            |
|                      | NRG 50  |         | -                    | -   | YB4L-B   | -                 |               | GSX1100G                                      | '91-'93 | YTX14H-BS*           | YTX14-BS   | -            | -            |
|                      | P125ETES, P125TS                                    |         | -                    | -   | YB7-A*   | 12N7-4A           |               | DL1000 V-Strom                                | '02-'13 | YTX14H-BS*           | YTX14-BS   | -            | -            |
|                      | P200E (c/avv.)                                      |         | -                    | -   | YB9-B    | -                 |               | GS1000  | '78-'82 | YTX14AHL-BS*         | -          | YB14L-A2     | -            |
|                      | PK50, PK50-C.A., PK50N, PK50XL                      |         | -                    | -   | YB7-A*   | 12N7-4A           |               | GSX-R1000                                     | '01-'04 | -                    | YTX12-BS   | -            | -            |
|                      | PK80S-C.A.  |         | -                    | -   | YB7-A*   | 12N7-4A           |               | GSX-R1000                                     | '05-'13 | -                    | YTX12A-BS  | -            | -            |
|                      | PK125FL, PK125SS, PK125XL                           |         | -                    | -   | YB7-A*   | 12N7-4A           |               | SV1000, S                                     | '03-'07 | YTX14H-BS*           | YTX14-BS   | -            | -            |
|                      | PX125   |         | -                    | -   | YB9-B    | -                 |               | TL1000R                                       | '98-'03 | -                    | YTX12A-BS  | -            | -            |
|                      | PX125+80E   |         | -                    | -   | -        | 12N5.5-3B         |               | TL1000S                                       | '97-'01 | -                    | YTX12-BS   | -            | -            |
|                      | PX125+80E-AREC                                      |         | -                    | -   | -        | 12N5.5-3B         |               | RF900, R, S, ZS                               | '94-'97 | -                    | YTX9-BS    | -            | -            |
|                      | PX125-80E-ARC                                       |         | -                    | -   | YB9-B    | -                 |               | GS850G, GL                                    | '79-'83 | YTX14AHL-BS*         | -          | YB14L-A2     | -            |
|                      | PX125T5   |         | -                    | -   | YB9-B    | -                 |               | VL800 Intruder Volusia, Boulevard C50, T, M50 | '01-'13 | -                    | YTX12-BS   | -            | -            |
|                      | PX150E  |         | -                    | -   | YB9-B    | -                 |               | VS800 GL, S Intruder, Boulevard S50           | '92-'12 | -                    | -          | YB16B-A1     | -            |
|                      | PX150E-ARC  |         | -                    | -   | YB9-B    | -                 |               | VX800   | '90-'93 | -                    | -          | YB16B-A      | -            |
|                      | PX200-ARC   |         | -                    | -   | YB9-B    | -                 |               | VZ800 Marauder                                | '97-'08 | -                    | YTX12-BS   | -            | -            |
|                      | PX200E-ARC  |         | -                    | -   | YB9-B    | -                 |               | GS750, Katana                                 | '77-'83 | YTX14AHL-BS*         | -          | YB14L-A2     | -            |
|                      | PX200GS   |         | -                    | -   | YB9-B    | -                 |               | GSX750F Katana                                | '98-'06 | -                    | YTX9-BS    | -            | -            |
|                      | Quartz, Sactto, Sfera 50, Sfera 80, Skipper 125/150 |         | -                    | -   | YB4L-B   | -                 |               | GSX750F Katana                                | '89-'97 | YTX14AHL-BS*         | -          | YB14L-B2     | -            |
|                      | Vespa 50 Elestart                                   |         | -                    | -   | -        | 6N11A-1B (x2pcs.) |               | GSX-R750                                      | '00-'13 | -                    | YTX12A-BS  | -            | -            |
|                      | Vespa 125 Sprint                                    |         | -                    | -   | -        | B39-6             |               | GSX-R750                                      | '96-'99 | -                    | YTX9-BS    | -            | -            |
|                      | Vespa 150 GL  |         | -                    | -   | -        | B39-6             |               | GSX-R750                                      | '86-'92 | YTX14AHL-BS*         | -          | YB14L-A2     | -            |
|                      | Vespa PK 50 FL/FL2 (c/av.)                          |         | -                    | -   | YB7-A    | -                 |               | GSXR750W                                      | '94-'95 | -                    | YTX9-BS    | -            | -            |
|                      | Zip - Zip (Fast Rider)                              |         | -                    | -   | YB4L-B   | -                 |               | GSXR750W                                      | '93     | -                    | YTX12-BS   | -            | -            |
| <b>PUCH</b>          |   |         |                      |     |          |                   |               |   |         |                      |            |              |              |
|                      | Cobra 80  |         | -                    | -   | -        | -                 |               | GT750 LeMans                                  | '72-'77 | YTX14AHL-BS*         | -          | YB14L-A2     | -            |
|                      | Cobra GTL, Daytona N50, Monza                       |         | -                    | -   | -        | -                 |               | VS750GLP Intruder                             | '88-'91 | -                    | -          | YB16B-A1     | -            |
|                      | Lido SL50, Lido Vario                               |         | -                    | -   | YB4L-B   | -                 |               | GS700E, GS700ES                               | '85     | YTX14AHL-BS*         | -          | YB14L-A2     | -            |
|                      | Monza GP, Monza GX, Monza X                         |         | -                    | -   | -        | -                 |               | GV700GL Madura                                | '85     | YTX14AHL-BS*         | -          | YB14L-B2     | -            |
| <b>ROYAL ENFIELD</b> |   |         |                      |     |          |                   |               |   |         |                      |            |              |              |
| 500                  | All Kick-start Models                               | '95-'99 | -                    | -   | YB7-A*   | 12N7-4A           |               | DL650 V-Strom                                 | '04-'13 | -                    | YTX12-BS   | -            | -            |
|                      | All Kick-start Models                               | '00-'03 | -                    | -   | YB5L-B*  | 12N5-3B           |               | DR650S ER, ES                                 | '94-'95 | -                    | YTX12-BS   | -            | -            |
|                      | All Electric Start Models                           | '00-'03 | YTX14AHL-BS*         | -   | YB14L-A2 | -                 |               | DR650S N, P                                   | '92-'93 | -                    | YTX4L-BS   | -            | -            |
| 350                  | All Kick-start Models                               | '95-'99 | -                    | -   | YB7-A*   | 12N7-4A           |               | DR650S  | '90-'91 | -                    | -          | YB5L-B*      | 12N5-3B      |
|                      | All Kick-start Models                               | '00-'03 | -                    | -   | YB5L-B*  | 12N5-3B           |               | DR650SE                                       | '98-'13 | -                    | YTX9-BS    | -            | -            |
|                      | All Electric Start Models                           | '00-'03 | YTX14AHL-BS*         | -   | YB14L-A2 | -                 |               | DR650SE (CN)                                  | '96-'97 | -                    | YTX9-BS    | -            | -            |
|                      |   |         | -                    | -   | -        | -                 |               | DR650SE                                       | '96-'97 | -                    | -          | YB10L-B2     | -            |
|                      |   |         | -                    | -   | -        | -                 |               | GR650 Tempter, X                              | '83     | YTX14AHL-BS*         | -          | YB14L-A2     | -            |
|                      |   |         | -                    | -   | -        | -                 |               | GS650E  | '81-'82 | -                    | -          | YB10L-A2     | -            |
|                      |   |         | -                    | -   | -        | -                 |               | GS650 (All)                                   | '81-'83 | YTX14AHL-BS*         | -          | YB14L-A2     | -            |
|                      |   |         | -                    | -   | -        | -                 |               | GSX650F                                       | '08-'11 | -                    | YTX9-BS    | -            | -            |
|                      |   |         | -                    | -   | -        | -                 |               | LS650 Savage, S40                             | '86-'13 | YTX14AHL-BS*         | -          | YB14L-B2     | -            |
|                      |   |         | -                    | -   | -        | -                 |               | SV650   | '99-'02 | -                    | YTX12A-BS  | -            | -            |
|                      |   |         | -                    | -   | -        | -                 |               | SV650A, SA                                    | '03-'10 | -                    | YTX12A-BS  | -            | -            |
|                      |   |         | -                    | -   | -        | -                 |               | SV650, S                                      | '03-'13 | -                    | YTX12-BS   | -            | -            |
|                      |   |         | -                    | -   | -        | -                 |               | SFV650 Gladius                                | '09-'11 | -                    | YTX12A-BS  | -            | -            |
|                      |   |         | -                    | -   | -        | -                 |               | XN85 Turbo                                    | '83     | YTX14AHL-BS*         | -          | YB14L-A2     | -            |
|                      |   |         | -                    | -   | -        | -                 |               | GSF600S Bandit                                | '96-'03 | -                    | YTX9-BS    | -            | -            |
|                      |   |         | -                    | -   | -        | -                 |               | GSX-R600                                      | '97-'13 | -                    | YTX9-BS    | -            | -            |

\* See Battery Cross Reference Chart on page 14.





# MOTORCYCLE APPLICATIONS

| CC                        | Model                       | Year    | High Performance AGM | AGM      | YuMicron | Conventional | CC                        | Model                                 | Year    | High Performance AGM | AGM      | YuMicron      | Conventional |
|---------------------------|-----------------------------|---------|----------------------|----------|----------|--------------|---------------------------|---------------------------------------|---------|----------------------|----------|---------------|--------------|
| <b>SUZUKI (continued)</b> |                             |         |                      |          |          |              | <b>SUZUKI (continued)</b> |                                       |         |                      |          |               |              |
|                           | GSX-R600W                   | '92-'93 | -                    | YTX9-BS  | -        | -            | 100                       | A100 Go-fer                           | '76-'77 | -                    | -        | -             | 6N4-2A       |
|                           | GSX600F Katana              | '98-'06 | -                    | YTX9-BS  | -        | -            |                           | A100 Go-fer                           | '69     | -                    | -        | -             | 6N4-2A       |
|                           | GSX600F Katana SP600        | '88-'97 | -                    | -        | YB10L-B2 | -            |                           | B100P                                 |         | -                    | -        | -             | 6N4-2A       |
|                           | RF600R, S                   | '85     | -                    | -        | YB5L-B*  | 12N5-3B      |                           | SP100                                 | '83     | -                    | -        | -             | 6N4B-2A      |
| 550                       | GS550E, L, M, TX            | '94-'96 | -                    | YTX9-BS  | -        | -            |                           | Scrambler AC100                       | '69     | -                    | -        | -             | 6N4-2A       |
|                           | GS550E, ES, L               | '77-'82 | -                    | -        | YB10L-A2 | -            |                           | Sport AS100                           | '69     | -                    | -        | -             | 6N4-2A       |
|                           | GT550 Indy                  | '83-'86 | -                    | -        | YB10L-B  | -            |                           | TC100 Blazer                          | '73-'77 | -                    | -        | -             | 6N4-2A       |
| 500                       | GS500, F                    | '72-'77 | -                    | -        | -        | -            |                           | TS100 Honcho                          | '78-'81 | -                    | -        | -             | 6N4B-2A      |
|                           | GS500E                      | '01-'11 | -                    | -        | YB10L-B2 | -            |                           | TS100 Honcho                          | '73-'77 | -                    | -        | -             | 6N4-2A       |
|                           | GT500 Titan                 | '89-'00 | -                    | -        | YB10L-B2 | -            | 90                        | RV90 Rover                            | '73-'77 | -                    | -        | -             | 6N4B-2A      |
|                           | SP500                       | '76-'77 | -                    | -        | YB7-A*   | 12N7-4A      |                           | RV90 Rover                            | '72     | -                    | -        | -             | 6N2-2A-4     |
|                           | T500 Titan                  | '81-'83 | -                    | -        | -        | 6N4B-2A      |                           | TC90                                  |         | -                    | -        | -             | 6N4-2A       |
| 450                       | GS450                       | '68-'75 | -                    | -        | YB7-A*   | 12N7-4A      |                           | TC90J, TC90R                          |         | -                    | -        | -             | 6N2-2A-4     |
|                           | GS450                       | '83-'88 | -                    | -        | YB12B-B2 | -            |                           | Model K10, Model K10P                 | '68     | -                    | -        | -             | 6N4-2A       |
|                           | GS450                       | '80-'82 | -                    | -        | YB10L-A2 | -            | 80                        | Sport 80 (Models K11 & K11P)          | '68     | -                    | -        | -             | 6N4-2A       |
| 425                       | GS425, GS425E, L            | '79     | -                    | -        | YB10L-A2 | -            |                           | Trail 80 (Models K15 & K15P)          | '68     | -                    | -        | -             | 6N4-2A       |
| 400                       | DR-Z400, E, S, SM           | '00-'13 | -                    | YT7B-BS  | -        | -            | 75                        | TS75 Colt                             | '75-'77 | -                    | -        | -             | 6N4-2A       |
|                           | GN400T, X                   | '80-'82 | -                    | -        | -        | 6N4B-2A      | 70                        | DR-Z70                                | '08-'09 | -                    | YT4B-BS  | -             | -            |
|                           | GS400                       | '77-'78 | -                    | -        | YB10L-A2 | -            | 55                        | Model 31                              | '68     | -                    | -        | -             | 6N2-2A-4     |
|                           | GS400X                      | '77-'78 | -                    | -        | YB7-A*   | 12N7-4A      | 50                        | AC50, AS50                            | '71     | -                    | -        | -             | 6N4-2A       |
|                           | GSF400 Bandit               | '91-'93 | -                    | YTX9-BS  | -        | -            |                           | OR50                                  | '79-'80 | -                    | -        | -             | 6N4B-2A      |
|                           | SP400                       | '80     | -                    | -        | -        | 6N4B-2A      |                           | Sport 50 (Model M12)                  | '68     | -                    | -        | -             | 6N4-2A       |
|                           | TS400 Apache                | '76-'77 | -                    | -        | -        | 6N4B-2A      |                           | TSS0                                  | '74     | -                    | -        | -             | 6N4-2A       |
|                           | TS400 Apache                | '72-'75 | -                    | -        | YB5L-B*  | 12N5-3B      |                           |                                       |         | -                    | -        | -             | -            |
| 380                       | GT380 Sebring               | '72-'77 | -                    | -        | YB7-A*   | 12N7-4A      |                           |                                       |         | -                    | -        | -             | -            |
| 370                       | SP370                       | '78-'79 | -                    | -        | -        | 6N4B-2A      |                           |                                       |         | -                    | -        | -             | -            |
| 350                       | DR350S                      | '90-'96 | -                    | YTX4L-BS | -        | -            |                           |                                       |         | -                    | -        | -             | -            |
|                           | DR350SE                     | '94-'99 | -                    | YTX7L-BS | -        | -            |                           |                                       |         | -                    | -        | -             | -            |
|                           | T350 Series                 | '79     | -                    | -        | YB5L-B*  | 12N5-3B      |                           |                                       |         | -                    | -        | -             | -            |
| 305                       | Scramble TC305              | '69     | -                    | -        | YB5L-B*  | 12N5-3B      |                           |                                       |         | -                    | -        | -             | -            |
|                           | T305                        | '69     | -                    | -        | YB5L-B*  | 12N5-3B      |                           |                                       |         | -                    | -        | -             | -            |
| 300                       | GS300L                      | '82-'85 | -                    | -        | YB12B-B2 | -            |                           |                                       |         | -                    | -        | -             | -            |
| 250                       | DR250S                      | '90-'92 | -                    | YTX4L-BS | -        | -            |                           |                                       |         | -                    | -        | -             | -            |
|                           | DR250S EP, ER, ES           | '93-'95 | -                    | YTX7L-BS | -        | -            | 1000                      | Daytona                               | '92-'93 | YTX14AHL-BS          | -        | -             | -            |
|                           | DR-Z250                     | '01-'07 | YTZ7S                | -        | -        | -            | 955                       | Daytona 955i, Speed Triple, Sprint ST | '99-'04 | YTX14H-BS*           | YTX14-BS | -             | -            |
|                           | GN250                       | '82-'88 | -                    | -        | YB10L-A2 | -            |                           | Sprint RS                             | '00-'04 | YTX14H-BS*           | YTX14-BS | -             | -            |
|                           | GS250T                      | '80-'81 | -                    | -        | YB10L-A2 | -            |                           | Tiger                                 | '02-'06 | YTX14H-BS*           | YTX14-BS | -             | -            |
|                           | GT250 Hustler               | '73-'77 | -                    | -        | YB5L-B*  | 12N5-3B      |                           | All Other Models                      | '96-'97 | YTX14AHL-BS          | -        | -             | -            |
|                           | GW250                       | '13-'14 | -                    | TBD      | -        | -            | 900                       | Scrambler, Bonneville                 | '06-'07 | -                    | YTX12-BS | -             | -            |
|                           | GZ250                       | '99-'12 | -                    | YTX7L-BS | -        | -            |                           | T90                                   |         | -                    | -        | 6N11A-1B      | -            |
|                           | Model T20                   | '69     | -                    | -        | YB5L-B*  | 12N5-3B      |                           | Tiger                                 | '99-'01 | YTX14H-BS*           | YTX14-BS | -             | -            |
|                           | SP250                       | '82-'85 | -                    | -        | -        | 6N4B-2A      |                           | Thrupton                              | '03-'08 | -                    | YTX12-BS | -             | -            |
|                           | Scrambler TC250             | '69     | -                    | -        | YB5L-B*  | 12N5-3B      |                           | Thunderbird                           | '02-'03 | YTX14AHL-BS          | -        | -             | -            |
|                           | T250, T250-II, T250J, T250R | '72     | -                    | -        | YB5L-B*  | 12N5-3B      |                           | All Other Models                      | '91-'01 | YTX14AHL-BS          | -        | -             | -            |
|                           | TS250 Savage                | '73-'81 | -                    | -        | -        | 6N4B-2A      | 865                       | America                               | '01-'13 | -                    | YTX12-BS | -             | -            |
|                           | TS250 Savage                | '69-'72 | -                    | -        | -        | 6N2-2A-4     |                           | Bonneville T100, SE                   | '05-'07 | -                    | YTX12-BS | -             | -            |
|                           | TU250X                      | '09-'13 | -                    | YTX7L-BS | -        | -            |                           | Scrambler                             | '05-'07 | -                    | YTX12-BS | -             | -            |
| 200                       | DR200SE                     | '96-'13 | -                    | YTX7L-BS | -        | -            |                           | Bonneville T100, SE, FI               | '08-'10 | -                    | YT12B-BS | -             | -            |
|                           | SP200                       | '86-'88 | -                    | -        | YB4L-B   | -            |                           | Scrambler                             | '08-'10 | -                    | YT12B-BS | -             | -            |
|                           | T200, TC200                 |         | -                    | -        | YB5L-B*  | 12N5-3B      |                           | Bonneville T100, SE, FI               | '11-'13 | -                    | YTX12-BS | -             | -            |
| 185                       | GT185 Adventurer            | '73-'77 | -                    | -        | -        | -            |                           | Scrambler                             | '11-'13 | -                    | YTX12-BS | -             | -            |
|                           | TC185 Ranger                | '74-'77 | -                    | -        | -        | -            |                           | Speedmaster                           | '03-'13 | -                    | YTX12-BS | -             | -            |
|                           | TS185 Sierra                | '77-'81 | -                    | -        | -        | 6N4B-2A      | 800                       | Thrupton                              | '09-'13 | -                    | YT12B-BS | -             | -            |
|                           | TS185 Sierra                | '71-'76 | -                    | -        | -        | 6N4-2A       |                           | Bonneville                            | '01-'05 | -                    | YTX12-BS | -             | -            |
| 125                       | DR125, SE, SES              | '94-'96 | -                    | YTX7L-BS | -        | -            |                           | Speedmaster                           | '03-'05 | -                    | YTX12-BS | -             | -            |
|                           | GN125, E                    | '91-'96 | -                    | -        | YB7-A    | -            |                           | Tiger 800                             | '11-'13 | YTX14H-BS*           | YTX14-BS | -             | -            |
|                           | GN125, E                    | '82-'83 | -                    | -        | YB7-A    | -            | 750                       | Bonneville, Tiger                     |         | -                    | -        | YB9-B         | 12N9-4B-1    |
|                           | RV125 SE, R                 | '94     | -                    | YTX7L-BS | -        | -            |                           | T150 Trident                          |         | -                    | -        | YB7L-B        | 12N7-3B      |
|                           | RV125 Tracker               | '73-'77 | -                    | -        | -        | 6N4-2A       |                           | All Other Models                      | '93-'97 | YTX14AHL-BS          | -        | -             | -            |
|                           | SP125                       | '86-'88 | -                    | -        | -        | 6N4-2A       | 675                       | Daytona 675, R                        | '06-'07 | -                    | YT7B-BS  | -             | -            |
|                           | SP125                       | '82-'83 | -                    | -        | -        | 6N4B-2A      |                           | Daytona 675, R                        | '08-'13 | -                    | YTX9-BS  | -             | -            |
|                           | TC125 Prospector            | '73-'77 | -                    | -        | -        | 6N4B-2A      |                           | Street Triple, R                      | '09-'13 | -                    | YTX9-BS  | -             | -            |
|                           | TS125 Duster                | '71-'81 | -                    | -        | -        | 6N4B-2A      | 650                       | T120 Bonneville                       |         | -                    | -        | YB7L-B        | 12N7-3B      |
| 120                       | B120P                       |         | -                    | -        | -        | 6N4B-2A      | 600                       | 600 (12V)                             |         | -                    | -        | Not available | -            |
|                           | TC120, TC120-II, TC120R     | '71     | -                    | -        | -        | 6N4B-2A      |                           | 6T, T20B                              |         | -                    | -        | -             | 6N11A-1B     |
| 105                       | B105P                       |         | -                    | -        | -        | 6N4-2A       | 500                       | Daytona 600/650, Speed Four           | '03-'05 | -                    | YTX9-BS  | -             | -            |
|                           |                             |         | -                    | -        | -        | -            |                           | TT600                                 | '00-'03 | -                    | YTX12-BS | -             | -            |
|                           |                             |         | -                    | -        | -        | -            |                           | 500 (12V)                             |         | -                    | -        | Not available | -            |
|                           |                             |         | -                    | -        | -        | -            |                           | 5TA, TR5A/R                           |         | -                    | -        | -             | 6N11A-1B     |

FA Must use Factory Activated battery.  
\* See Battery Cross Reference Chart on page 14.



# MOTORCYCLE APPLICATIONS

| CC                         | Model               | Year | High Performance AGM | AGM | YuMicron      | Conventional      | CC                        | Model                       | Year    | High Performance AGM | AGM      | YuMicron  | Conventional |
|----------------------------|---------------------|------|----------------------|-----|---------------|-------------------|---------------------------|-----------------------------|---------|----------------------|----------|-----------|--------------|
| <b>TRIUMPH (continued)</b> |                     |      |                      |     |               |                   | <b>YAMAHA (continued)</b> |                             |         |                      |          |           |              |
| 350                        | 350 (6V)            |      | -                    | -   | -             | 6N11A-1B          |                           | XS750 (All)                 | '77-'79 | YTX14AHL-BS*         | -        | YB14L-A2* | 12N14-3A     |
|                            | 350 (12V)           |      | -                    | -   | Not available | -                 | XV750 Virago (All)        | '81-'96                     | -       | -                    | -        | YB16AL-A2 | -            |
|                            | 350 3TA, Twenty One |      | -                    | -   | -             | B38-6A            |                           | YZF750R                     | '94-'98 | -                    | YTX12-BS | -         | -            |
| 250                        | Tigress (6V)        |      | -                    | -   | -             | 6N11A-1B          |                           | YZF-R7                      | '99     | -                    | YT9B-BS  | -         | -            |
|                            | Tigress (12V)       |      | -                    | -   | -             | 6N11A-1B (x2pcs.) | 700                       | FZ700, Fazer                | '86-'87 | YTX14AHL-BS*         | -        | YB14L-A2  | -            |
| 200                        | Tiger               |      | -                    | -   | -             | 6N11A-1B          |                           | XJ700 Maxim, XJ700X         | '85-'86 | YTX14AHL-BS*         | -        | YB14L-A2  | -            |
| 183                        | Tigress             |      | -                    | -   | -             | 6N11A-1B          |                           | XV700 Virago                | '84-'87 | -                    | -        | YB16AL-A2 | -            |
|                            |                     |      | -                    | -   | -             | -                 | 650                       | TX650                       | '74     | YTX14AHL-BS*         | -        | YB14L-A2  | 12N14-3A     |
|                            |                     |      | -                    | -   | -             | -                 |                           | TX650                       | '73     | -                    | -        | YB12A-A*  | 12N12A-4A-1  |
|                            |                     |      | -                    | -   | -             | -                 |                           | XJ650 (All)                 | '80-'83 | -                    | -        | YB12A-A*  | 12N12A-4A-1  |
|                            |                     |      | -                    | -   | -             | -                 |                           | XS1                         | '70-'71 | -                    | -        | -         | 12N5.5-3B    |
|                            |                     |      | -                    | -   | -             | -                 |                           | XS2                         | '72     | -                    | -        | YB12A-A*  | 12N12A-4A-1  |
|                            |                     |      | -                    | -   | -             | -                 |                           | XS650                       | '75-'83 | YTX14AHL-BS*         | -        | YB14L-A2* | 12N14-3A     |
|                            |                     |      | -                    | -   | -             | -                 |                           | XVS650 V-Star (All)         | '98-'14 | -                    | YT12B-BS | -         | -            |
|                            |                     |      | -                    | -   | -             | -                 | 600                       | FJ600                       | '84-'85 | -                    | -        | YB12A-A*  | 12N12A-4A-1  |
|                            |                     |      | -                    | -   | -             | -                 |                           | FZ6, R                      | '05-'14 | -                    | YT12B-BS | -         | -            |
|                            |                     |      | -                    | -   | -             | -                 |                           | FZ600                       | '86-'88 | -                    | -        | YB12A-A*  | 12N12A-4A-1  |
|                            |                     |      | -                    | -   | -             | -                 |                           | FZR600/R                    | '89-'99 | -                    | -        | YB12AL-A2 | -            |
|                            |                     |      | -                    | -   | -             | -                 |                           | SRX600                      | '86     | -                    | -        | YB5L-B*   | 12N5-3B      |
|                            |                     |      | -                    | -   | -             | -                 |                           | XJ600S Seca II              | '92-'98 | -                    | YTX9-BS  | -         | -            |
|                            |                     |      | -                    | -   | -             | -                 |                           | XT600                       | '84-'89 | -                    | -        | YB5L-B    | -            |
|                            |                     |      | -                    | -   | -             | -                 |                           | XT600E                      | '90-'95 | -                    | YTX9-BS  | -         | -            |
|                            |                     |      | -                    | -   | -             | -                 |                           | YX600 Radian                | '86-'90 | -                    | -        | YB12A-A*  | 12N12A-4A-1  |
|                            |                     |      | -                    | -   | -             | -                 |                           | YZF-R6 (Excl. R6S)          | '06-'13 | YTZ10S               | -        | -         | -            |
|                            |                     |      | -                    | -   | -             | -                 |                           | YZF-R6, R6S                 | '01-'09 | -                    | YT9B-BS  | -         | -            |
|                            |                     |      | -                    | -   | -             | -                 |                           | YZF-R6                      | '99-'00 | -                    | YT12B-BS | -         | -            |
|                            |                     |      | -                    | -   | -             | -                 |                           | YZF600R                     | '95-'07 | -                    | YTX12-BS | -         | -            |
|                            |                     |      | -                    | -   | -             | -                 | 550                       | XJ550 Maxim, R Seca         | '81-'83 | -                    | -        | YB12A-A*  | 12N12A-4A-1  |
|                            |                     |      | -                    | -   | -             | -                 |                           | XT550                       | '82-'83 | -                    | -        | YB5L-B*   | 12N5-3B      |
|                            |                     |      | -                    | -   | -             | -                 |                           | XZ550R Vision               | '82-'83 | YTX14AHL-BS*         | -        | YB14L-A2  | -            |
|                            |                     |      | -                    | -   | -             | -                 | 535                       | XV535 Virago                | '87-'99 | -                    | -        | YB12AL-A2 | -            |
|                            |                     |      | -                    | -   | -             | -                 | 500                       | SR500                       | '78-'99 | -                    | -        | YB7L-B    | 12N7-3B      |
|                            |                     |      | -                    | -   | -             | -                 |                           | TX500                       | '73-'74 | YTX14AHL-BS*         | -        | YB14L-A2* | 12N14-3A     |
|                            |                     |      | -                    | -   | -             | -                 |                           | XSS500                      | '75-'78 | YTX14AHL-BS*         | -        | YB14L-A2* | 12N14-3A     |
|                            |                     |      | -                    | -   | -             | -                 |                           | XT500                       | '76-'81 | -                    | -        | -         | 6N6-3B-1     |
|                            |                     |      | -                    | -   | -             | -                 |                           | XV500 Virago                | '83     | -                    | -        | YB12A-A*  | 12N12A-4A-1  |
|                            |                     |      | -                    | -   | -             | -                 | 450                       | WR450F                      | '03-'14 | YTZ7S                | -        | -         | -            |
|                            |                     |      | -                    | -   | -             | -                 | 400                       | DT400 Enduro                | '77-'78 | -                    | -        | -         | 6N6-3B-1     |
|                            |                     |      | -                    | -   | -             | -                 |                           | DT400 Enduro                | '75-'76 | -                    | -        | -         | 6N4B-2A-3    |
|                            |                     |      | -                    | -   | -             | -                 |                           | FZR400 (All)                | '88-'90 | -                    | -        | YB12AL-A2 | -            |
|                            |                     |      | -                    | -   | -             | -                 |                           | RD400                       | '76-'79 | -                    | -        | -         | 12N5.5A-3B   |
|                            |                     |      | -                    | -   | -             | -                 |                           | XS400 (All)                 | '80-'83 | -                    | -        | YB12A-A*  | 12N12A-4A-1  |
|                            |                     |      | -                    | -   | -             | -                 |                           | SR400                       | '78-'00 | -                    | -        | YB7L-B*   | 12N7-3B-1    |
|                            |                     |      | -                    | -   | -             | -                 | 360                       | DT360 Enduro                | '74     | -                    | -        | -         | 6N4B-2A-3    |
|                            |                     |      | -                    | -   | -             | -                 |                           | RT1, RT1B 360 Enduro        | '70-'71 | -                    | -        | -         | 6N2-2A-3     |
|                            |                     |      | -                    | -   | -             | -                 |                           | RT2, RT3 360 Enduro         | '72-'73 | -                    | -        | -         | 6N4-2A-5     |
|                            |                     |      | -                    | -   | -             | -                 |                           | XSS360                      | '76-'78 | -                    | -        | YB12A-A*  | 12N12A-4A-1  |
|                            |                     |      | -                    | -   | -             | -                 |                           | XS360-2                     | '77     | -                    | -        | YB7L-B*   | 12N7-3B      |
|                            |                     |      | -                    | -   | -             | -                 | 350                       | BW350 Big Wheel             | '87-'88 | -                    | -        | YB12B-B2  | -            |
|                            |                     |      | -                    | -   | -             | -                 |                           | R3                          | '69     | -                    | -        | YB5L-B*   | 12N5-3B      |
|                            |                     |      | -                    | -   | -             | -                 |                           | R5, R5B, R5C                | '70-'72 | -                    | -        | -         | 12N5.5A-3B   |
|                            |                     |      | -                    | -   | -             | -                 |                           | RD350                       | '73-'75 | -                    | -        | -         | 12N5.5A-3B   |
|                            |                     |      | -                    | -   | -             | -                 |                           | RZ350                       | '84-'85 | -                    | -        | -         | 12N5.5-3B    |
|                            |                     |      | -                    | -   | -             | -                 |                           | XT350                       | '85-'00 | -                    | -        | YB3L-B    | -            |
|                            |                     |      | -                    | -   | -             | -                 |                           | YR2/C                       | '68     | -                    | -        | -         | 12N5.5-3B    |
|                            |                     |      | -                    | -   | -             | -                 | 250                       | DS6B, DS6C                  | '69-'70 | -                    | -        | YB5L-B*   | 12N5-3B      |
|                            |                     |      | -                    | -   | -             | -                 |                           | DS7                         | '72     | -                    | -        | -         | 12N5.5A-3B   |
|                            |                     |      | -                    | -   | -             | -                 |                           | DT1 250 Enduro              | '68     | -                    | -        | -         | 6N2-2A-3     |
|                            |                     |      | -                    | -   | -             | -                 |                           | DT1B, DT1C, DT1E 250 Enduro | '69-'71 | -                    | -        | -         | 6N2-2A-3     |
|                            |                     |      | -                    | -   | -             | -                 |                           | DT2 250 Enduro              | '72     | -                    | -        | -         | 6N4-2A-5     |
|                            |                     |      | -                    | -   | -             | -                 |                           | DT250 Enduro                | '77-'79 | -                    | -        | -         | 6N6-3B-1     |
|                            |                     |      | -                    | -   | -             | -                 |                           | DT250 Enduro                | '74-'76 | -                    | -        | -         | 6N4B-2A-3    |
|                            |                     |      | -                    | -   | -             | -                 |                           | DT3 250 Enduro              | '73     | -                    | -        | -         | 6N4-2A-5     |
|                            |                     |      | -                    | -   | -             | -                 |                           | RD250                       | '73-'75 | -                    | -        | -         | 12N5.5A-3B   |
|                            |                     |      | -                    | -   | -             | -                 |                           | SR250 Exciter               | '80-'82 | -                    | -        | YB12A-A*  | 12N12A-4A-1  |
|                            |                     |      | -                    | -   | -             | -                 |                           | SRX250                      | '87     | -                    | -        | YB12A-A*  | 12N12A-4A-1  |
|                            |                     |      | -                    | -   | -             | -                 |                           | TTR250                      | '99-'06 | -                    | YT7B-BS  | -         | -            |
|                            |                     |      | -                    | -   | -             | -                 |                           | WR250X, R                   | '08-'14 | YTZ7S                | -        | -         | -            |
|                            |                     |      | -                    | -   | -             | -                 |                           | WR250F                      | '08-'09 | YTZ7S                | -        | -         | -            |

\* See Battery Cross Reference Chart on page 14.



# MOTORCYCLE APPLICATIONS

| CC                        | Model                             | Year    | High Performance AGM | AGM      | YuMicron  | Conventional | CC                        | Model                  | Year    | High Performance AGM | AGM     | YuMicron | Conventional |
|---------------------------|-----------------------------------|---------|----------------------|----------|-----------|--------------|---------------------------|------------------------|---------|----------------------|---------|----------|--------------|
| <b>YAMAHA (continued)</b> |                                   |         |                      |          |           |              | <b>YAMAHA (continued)</b> |                        |         |                      |         |          |              |
|                           | WR250F                            | '03-'07 | YTZ7S*               | YTX5L-BS | -         | -            |                           | YAS1/C                 | '68     | -                    | -       | -        | 12N5.5-3B    |
|                           | XT250                             | '08-'14 | YTZ7S                | -        | -         | -            | 110                       | TTR110E Electric Start | '08-'14 | -                    | YT4B-BS | -        | -            |
|                           | XT250                             | '84     | -                    | -        | YB3L-B    | -            | 100                       | DT100 Enduro           | '77-'83 | -                    | -       | -        | 6N4-2A-5     |
|                           | XT250                             | '80-'83 | -                    | -        | -         | 6N6-3B-1     |                           | DT100 Enduro           | '74-'76 | -                    | -       | -        | 6N4B-2A-3    |
|                           | XV250 Virago                      | '95-'03 | -                    | -        | YB10L-A2* | 12N10-3A-2   |                           | L5T, L5TA              | '69-'70 | -                    | -       | YB7L-B*  | 12N7-3B      |
|                           | XV250 Route 66                    | '88-'90 | -                    | -        | YB10L-A2* | 12N10-3A-2   |                           | LS2                    | '72     | -                    | -       | -        | 12N5.5A-3B   |
|                           | XV250YCR V Star 250               | '09-'14 | -                    | -        | YB10L-A2* | 12N10-3A-2   |                           | LT2, LT3 100 Enduro    | '72-'73 | -                    | -       | -        | 6N4A-4D      |
| 230                       | TTR230E                           | '06-'14 | YTZ7S*               | YTX5L-BS | -         | -            |                           | RS100                  | '75-'76 | -                    | -       | -        | 6N4A-4D      |
| 225                       | TTR225                            | '99-'05 | -                    | -        | YB7B-B    | -            |                           | YL2C/CM                | '68     | -                    | -       | YB7L-B*  | 12N7-3B      |
|                           | XT225                             | '01-'07 | YTZ7S                | -        | -         | -            | 90                        | HS1, HS1B              | '70-'71 | -                    | -       | -        | 12N5.5-3B    |
|                           | XT225 Serow                       | '92-'00 | -                    | YTX7L-BS | -         | -            |                           | HT1, HT1B 90 Enduro    | '70-'71 | -                    | -       | -        | 6N2-2A-3     |
| 200                       | BW200E Big Wheel (Electric Start) | '86-'88 | -                    | -        | YB7C-A    | -            |                           | TTR90E Electric Start  | '03-'07 | -                    | YT4B-BS | -        | -            |
|                           | CS3B, CS3C                        | '70-'71 | -                    | -        | YB9L-A2   | -            | 80                        | DT80 Mini Enduro       | '81-'83 | -                    | -       | -        | 6N4-2A-5     |
|                           | CS5                               | '72     | -                    | -        | YB9L-A2   | -            |                           | G6S, G6SB              | '70-'71 | -                    | -       | -        | 6N4A-4D      |
|                           | RD200                             | '74-'76 | -                    | -        | YB9L-A2   | -            |                           | G7S                    | '72     | -                    | -       | -        | 6N4A-4D      |
|                           | TW200                             | '87-'14 | -                    | -        | YB7C-A    | -            |                           | GT1 Mini Enduro        | '73     | -                    | -       | -        | 6N4-2A-5     |
|                           | XT200                             | '82-'83 | -                    | -        | -         | 6N4A-4D      |                           | GT80 Mini Enduro       | '74-'80 | -                    | -       | -        | 6N4-2A-5     |
|                           | YCS1                              | '68     | -                    | -        | YB9L-A2   | -            |                           | LB80 Chappy            | '76-'78 | -                    | -       | -        | 6N4-2A-5     |
| 185                       | SR185 Exciter                     | '81-'82 | -                    | -        | YB7L-B    | -            |                           | YG1                    | '62-'66 | -                    | -       | -        | 6N4A-4D      |
| 175                       | CT1, CT1B, CT1C 175 Enduro        | '69-'71 | -                    | -        | -         | 6N2-2A-3     |                           | YG5T, YG5S             | '68-'69 | -                    | -       | YB7L-B*  | 12N7-3B      |
|                           | CT2, CT3 175 Enduro               | '72-'73 | -                    | -        | -         | 6N4A-4D      | 60                        | JT2 Mini Enduro        | '72     | -                    | -       | -        | 6N2-2A-3     |
|                           | DT175 Enduro                      | '78-'81 | -                    | -        | -         | 6N6-3B-1     |                           | RD60                   | '73-'75 | -                    | -       | -        | 6N4A-4D      |
|                           | DT175 Enduro                      | '74-'76 | -                    | -        | -         | 6N4B-2A-3    | 50                        | DT50 Enduro            | '88-'90 | -                    | -       | -        | 6N4B-2A-3    |
| 125                       | AS2C                              | '69     | -                    | -        | -         | 12N5.5-3B    |                           | LB50P Chappy           | '78-'82 | -                    | -       | -        | 6N4-2A-5     |
|                           | AT1E, AT1B, AT1C 125 Enduro       | '69-'71 | -                    | -        | YB7L-B*   | 12N7-3B      |                           | LC50 Champ             | '80-'81 | -                    | -       | -        | 6N4-2A-5     |
|                           | AT2, AT3 125 Enduro               | '72-'73 | -                    | -        | YB7L-B*   | 12N7-3B      |                           | MJ50 Towny             | '82     | -                    | -       | -        | 6N4-2A-5     |
|                           | DT125 Enduro                      | '74-'81 | -                    | -        | YB7L-B*   | 12N7-3B      |                           | QT50 Yamahopper        | '79-'87 | -                    | -       | -        | 6N4-2A-5     |
|                           | RD125                             | '75-'76 | -                    | -        | -         | 12N5.5A-3B   |                           | RX50 Special           | '83-'84 | -                    | -       | -        | 6N4-2A-5     |
|                           | TTR125E/LE Electric Start         | '03-'14 | -                    | YTX4L-BS | -         | -            |                           | TTR50E                 | '06-'14 | -                    | YT4B-BS | -        | -            |
|                           | XT125                             | '82-'83 | -                    | -        | -         | 6N4A-4D      |                           | YSR50                  | '87-'92 | -                    | -       | -        | 6N4-2A-5     |
|                           | YA6                               | '64-'66 | -                    | -        | YB10L-B   | -            |                           |                        |         |                      |         |          |              |

\* See Battery Cross Reference Chart on page 14.  
 K Available at Kawasaki dealers only.  
 FA Must use Factory Activated battery.



# UTILITY VEHICLE (UTV) APPLICATIONS

| CC                  | Model                                   | Year    | High Performance AGM | AGM        | YuMicron      | Conventional | CC             | Model                   | Year    | High Performance AGM | AGM        | YuMicron | Conventional |
|---------------------|---|---------|----------------------|------------|---------------|--------------|----------------|-------------------------|---------|----------------------|------------|----------|--------------|
| <b>ARCTIC CAT</b>   |   |         |                      |            |               |              | <b>KYMCO</b>   |                         |         |                      |            |          |              |
| 550                 | Prowler 550                             | '09     | YTX24HL-BS           | -          | -             | -            | 500            | UXV500                  | '13     | YTX20HL-BS*          | YTX20L-BS  | -        | -            |
|                     | Prowler 550                             | '10-'13 | -                    | YIX30L-BS* | YB30L-B       | -            |                |                         |         |                      |            |          |              |
| 650                 | Prowler 650                             | '06-'09 | YTX24HL-BS*          | -          | Y50-N18L-A-CX | -            | <b>POLARIS</b> |                         |         |                      |            |          |              |
| 700                 | Prowler 700                             | '09     | YTX24HL-BS           | -          | -             | -            | 170            | Ranger RZR              | '14     | -                    | YTX12-BS   | -        | -            |
|                     | Prowler 700                             | '10-'13 | -                    | YIX30L-BS* | YB30L-B       | -            | 425            | Ranger 2x4              | '02-'03 | -                    | YIX30L-BS* | YB30L-B  | -            |
| 1000                | Prowler 1000                            | '13     | -                    | YIX30L-BS* | YB30L-B       | -            | 400            | Ranger 400              | '11-'14 | YTX14AH-BS*          | -          | YB14-B2  | -            |
|                     | Wildcat 1000, Wildcat 1000 LTD          | '13     | -                    | YIX30L-BS  | -             | -            | 500            | Ranger 6x6, 4x4,        | '98-'04 | -                    | YIX30L-BS* | YB30L-B  | -            |
|                     |   |         |                      |            |               |              |                | Ranger 4x4,             | '04-'10 | -                    | YIX30L-BS* | YB30L-B  | -            |
| <b>BRP (CAN-AM)</b> |   |         |                      |            |               |              |                | Ranger 4x4,             | '11-'13 | YTX14AH-BS*          | -          | YB14-B2  | -            |
| 800                 | Commander 800                           | '11-'13 | YTX20HL*FA           | YTX20L*FA  | -             | -            | 570            | RZR 570, EPS            | '12-'13 | YTX14AH-BS*          | -          | YB14-B2  | -            |
| 1000                | Commander 1000                          | '11-'13 | YTX20HL*FA           | YTX20L*FA  | -             | -            |                | Ranger 4x4              | '14     | YTX14AH-BS*          | -          | YB14-B2  | -            |
| <b>HONDA</b>        |   |         |                      |            |               |              | 700            | Ranger 6x6, 4x4         | '06-'10 | -                    | YIX30L-BS  | -        | -            |
| 700                 | MUV700 Big Red                          | '08-'13 | YTX14H-BS*           | YTX14-BS   | -             | -            | 800            | Ranger RZR              | '09-'13 | YTX20HL-BS           | -          | -        | -            |
|                     | 5X5700 Pioneer                          | '14     | YTX14H-BS*           | YTX14-BS   | -             | -            |                | Ranger RZR 4, RZR S 800 | '10-'14 | -                    | YIX30L-BS  | -        | -            |
|                     |   |         |                      |            |               |              |                | Ranger                  | '10-'13 | -                    | YIX30L-BS* | YB30L-B  | -            |
| <b>KAWASAKI</b>     |   |         |                      |            |               |              |                | Ranger, 6x6             | '14     | Not available        | -          | -        | -            |
| 300                 | KAF300, Mule 500, 520, 550              |         | YTX14AH-BS*          | -          | YB14A-A2      | -            | 900            | Ranger RZR              | '11-'14 | -                    | YIX30L-BS  | -        | -            |
| 400                 | KAF400, Mule 600, 610                   | '05-'13 | YTX14AH-BS*          | -          | YB14A-A2      | -            |                | Ranger Diesel           | '11-'14 | Not available        | -          | -        | -            |
| 450                 | KAF450, Mule 1000                       |         | YTX20HL-BS-PW*       | -          | YB16CL-B      | -            |                | Ranger XP               | '13-'14 | Not available        | -          | -        | -            |
| 540                 | KAF540, Mule 2010, 2020, 2030           |         | YTX20HL-BS-PW*       | -          | YB16CL-B      | -            | 1000           | Ranger Crew             | '14     | Not available        | -          | -        | -            |
| 620                 | KAF620, Mule 3010 4x4 Advantage Classic | '03-'07 | YTX20HL-BS*          | YTX20L-BS  | -             | -            |                | Ranger XP, Ranger XP 4  | '14     | Not available        | -          | -        | -            |
|                     | KAF620, Mule 2500, 2510, 2520           |         | YTX20HL-BS-PW*       | -          | YB16CL-B      | -            | <b>SUZUKI</b>  |                         |         |                      |            |          |              |
|                     | KAF620, Mule 3000, 3010, 3020           |         | YTX20HL-BS*          | YTX20L-BS  | -             | -            | 620            | QUV620F                 | '05     | YTX20HL-BS*          | YTX20L-BS  | -        | -            |
|                     | Mule 4000                               | '13     | Not available        | -          | -             | -            | <b>YAMAHA</b>  |                         |         |                      |            |          |              |
|                     | KAF620F, Mule 4010 4x4 (US)             | '13     | Not available        | -          | -             | -            |                | Rhino                   | All     | Not available        | -          | -        | -            |
|                     | KAF620F, Mule 4010 4x4 (CN)             | '13     | YTX20HL-BS*          | YTX20L-BS  | -             | -            | 700            | Viking                  | '14     | Not available        | -          | -        | -            |
|                     | Mule 4010 Trans4x4, Diesel, Mule4000    | '13     | Not available        | -          | -             | -            |                |                         |         |                      |            |          |              |
| 750                 | Teryx All Models (US)                   | '08-'13 | Not available        | -          | -             | -            |                |                         |         |                      |            |          |              |
|                     | Teryx All Models (CN)                   | '08-'13 | -                    | KMX14-BS*  | -             | -            |                |                         |         |                      |            |          |              |
| 950                 | KAF950, Mule 2510, 3010 Diesel          | '10     | Not available        | -          | -             | -            |                |                         |         |                      |            |          |              |
|                     | Mule 40100 Diesel                       | '13     | -                    | -          | -             | -            |                |                         |         |                      |            |          |              |

\* See Battery Cross Reference Chart on page 14.  
 K Available at Kawasaki dealers only.  
 FA Must use Factory Activated battery.



# SCOOTER APPLICATIONS

| CC             | Model  | Year      | High Performance<br>AGM | AGM      | YuMicron | Conventional | CC                       | Model             | Year    | High Performance<br>AGM | AGM                 | YuMicron | Conventional |
|----------------|--|-----------|-------------------------|----------|----------|--------------|--------------------------|-------------------|---------|-------------------------|---------------------|----------|--------------|
| <b>APRILIA</b> |  |           |                         |          |          |              | <b>KYMCO (continued)</b> |                   |         |                         |                     |          |              |
| 850            | SRV850   | '12-'13   | YTX14H-BS*              | YTX14-BS | -        | -            | 150                      | People GT         | '-13    | -                       | YTX12A-BS           | -        | -            |
| 500            | Scarabeo   | '09-'13   | -                       | YTX12-BS | -        | -            | 150                      | People S 150      | '09-'13 | -                       | YTX7A-BS            | -        | -            |
| 300            | Atlantic   | '-12      | -                       | -        | YB12AL-A | -            |                          | Super 8 150       | '09-'13 | -                       | YTX7A-BS            | -        | -            |
| 250            | Sport City   | '09-'13   | -                       | YTX12-BS | -        | -            | 125                      | People S 125      | '09-'10 | -                       | YTX7A-BS            | -        | -            |
| 200            | Scarabeo   | '09-'13   | -                       | -        | YB12AL-A | -            |                          | Agility 125       | '-13    | YTZ7S*                  | YTX5L-BS            | -        | -            |
| 150            | Mojito   | '09-'10   | -                       | YTX7L-BS | -        | -            | 50                       | Super 8           | '09-'13 | -                       | YTX7A-BS            | -        | -            |
| 125            | Sport City   | '08-'13   | -                       | -        | YB9-B    | -            |                          | Super 9           | '09-'10 | YTZ7S*                  | YTX5L-BS            | -        | -            |
| 100            | Scarabeo ST  | '09-'13   | -                       | -        | YB9-B    | -            |                          | People            | '09-'13 | YTZ7S*                  | YTX5L-BS            | -        | -            |
| 50             | SR50   | '09-'13   | -                       | -        | YB9-B    | -            |                          | People S 50       | '09-'10 | -                       | YTX7A-BS            | -        | -            |
|                | Sport City   | '08-'13   | -                       | -        | YB9-B    | -            |                          | Agility 50        | '09-'13 | -                       | YTX7A-BS            | -        | -            |
| <b>BMW</b>     |  |           |                         |          |          |              | <b>PIAGGIO</b>           |                   |         |                         |                     |          |              |
| 650            | C650 GT  | '11-'14   | YTX14H-BS               | YTX14-BS | -        | -            | 500                      | MP3 500           | '08-'13 | YTX14H-BS*              | YTX14-BS            | -        | -            |
| 600            | C600   | '13-'14   | YTX14H-BS               | YTX14-BS | -        | -            | 400                      | MP3 400           | '08-'13 | YTX14H-BS*              | YTX14-BS            | -        | -            |
|                | C600   | '11-'12   | YTZ14S                  | -        | -        | -            | 250                      | MP3 250           | '08-'13 | YTX14H-BS*              | YTX14-BS            | -        | -            |
| <b>E-TON</b>   |  |           |                         |          |          |              | <b>PIAGGIO - GILERA</b>  |                   |         |                         |                     |          |              |
| 50             | Beamer 50, Beamer III                                | '00-'12   | YTX7S*                  | YTX5L-BS | -        | -            | 500                      | Fuoco 500ie       | '10-'13 | YTX20CH-BS*             | YTX16-BS            | -        | -            |
|                | Matrix 50  | '-12      | YTX7S*                  | YTX5L-BS | -        | -            |                          | Nexus 500ie       | '10     | YTX14AHL-BS*            | -                   | YB14L-A2 | -            |
|                | Sport 50   | '-12      | -                       | YTX7A-BS | -        | -            | 300                      | Nexus 300ie       | '10-'11 | -                       | YTX14-BS            | -        | -            |
| 150            | Sport 150  | '-12      | -                       | YTX7A-BS | -        | -            | 200                      | Runner 200        | '10-'12 | -                       | YTX12-BS            | -        | -            |
|                | Matrix R4-150  | '-12      | -                       | YTX9-BS  | -        | -            | 125                      | Runner 125        | '10-'12 | -                       | YTX14-BS            | -        | -            |
|                | Beamer R4-150  | '-12      | -                       | YTX9-BS  | -        | -            | 50                       | SP50              | '10-'13 | -                       | -                   | YB4L-B   | -            |
| <b>HONDA</b>   |  |           |                         |          |          |              | <b>PIAGGIO - VESPA</b>   |                   |         |                         |                     |          |              |
| 600            | FSC600 Silver Wing                                   | '02-'13   | YTZ12S                  | -        | -        | -            | 300                      | GTS300, GTV300    | '10-'13 | YTX14H-BS*              | YTX14-BS            | -        | -            |
| 300            | NSS300 Forza   | '14       | YTZ12S                  | -        | -        | -            | 250                      | GTS250            | '10     | YTX14H-BS*              | YTX14-BS            | -        | -            |
| 250            | CH250 Elite  | '85-'90   | -                       | YTX12-BS | -        | -            |                          | GTV250            | '10     | YTX14H-BS*              | YTX14-BS            | -        | -            |
|                | CN250 Helix  | '93-'09   | -                       | YTX12-BS | -        | -            | 150                      | LX150             | '07     | -                       | -                   | YB9-B    | -            |
|                | CN250 Helix  | '86-'87   | -                       | YTX12-BS | -        | -            |                          | LX150 4T          | '-13    | -                       | YTX12-BS            | -        | -            |
|                | NSS250 Reflex  | '01-'09   | YTZ12S                  | -        | -        | -            | 50                       | LX50              | '10-'13 | -                       | -                   | YB9-B    | -            |
|                | PS250 Big Ruckus                                     | '05-'08   | YTZ12S                  | -        | -        | -            | <b>SYM</b>               |                   |         |                         |                     |          |              |
|                | SM250  | '09-'13   | YTZ12S                  | -        | -        | -            | 250                      | RV250             | '10-'12 | -                       | YTX12-BS            | -        | -            |
| 150            | CH150 Elite  | '87       | -                       | YTX9-BS  | -        | -            | 200                      | HD200             | '10-'13 | -                       | YTX9-BS             | -        | -            |
|                | CH150 Elite Deluxe                                   | '85-'86   | -                       | -        | YB9-B    | -            | 125                      | HD125             | '10-'11 | -                       | YTX9-BS             | -        | -            |
|                | SH150  | '10-'12   | -                       | YTX7L-BS | -        | -            |                          | Fiddlel125        | '10-'11 | -                       | YTX7A-BS            | -        | -            |
|                | SH150  | '13       | YTZ7S                   | -        | -        | -            | 50                       | Fiddlel50         | '10-'12 | -                       | YTX7A-BS            | -        | -            |
|                | FES150   | -         | -                       | YTR9-BS  | -        | -            |                          | SYMply50          | '10-'11 | -                       | YTX7A-BS            | -        | -            |
|                | PCX150   | '11-'13   | YTZ7S                   | -        | -        | -            |                          | MIO 50            | '10-'13 | -                       | YTX7A-BS            | -        | -            |
| 125            | CH125 Elite  | '84       | -                       | -        | YB9-B    | -            |                          | JetEuro 50        | '10-'12 | YTX7S                   | -                   | -        | -            |
|                | FES125   | -         | -                       | YTR9-BS  | -        | -            |                          | RS50              | '10     | -                       | YTX4L-BS            | -        | -            |
|                | NH125 Aero   | '84       | -                       | -        | YB5L-B   | -            | <b>SUZUKI</b>            |                   |         |                         |                     |          |              |
|                | Pantheon 125   | -         | -                       | YTR9-BS  | -        | -            | 650                      | ANG650 Burgman    | '03-'13 | YTX14H <sup>FA</sup>    | YTX14 <sup>FA</sup> | -        | -            |
|                | PCX  | '10-'13   | YTZ7S                   | -        | -        | -            | 400                      | AN400 Burgman     | '03-'13 | -                       | YTX9 <sup>FA</sup>  | -        | -            |
|                | SH125  | '10-'12   | -                       | YTX7L-BS | -        | -            | 50                       | F50, F50R         | '71     | -                       | -                   | -        | 6N4-2A       |
|                | SH125  | '13       | YTZ7S                   | -        | -        | -            |                          | FA50 Shuttle      | '80-'91 | -                       | -                   | -        | 6N2-2A-4     |
| 110            | NHX110 Elite   | '10-'13   | -                       | YTX7L-BS | -        | -            |                          | F550, FZ50        | '79-'83 | -                       | -                   | -        | 6N4-2A       |
| 80             | CH80 Elite   | '93-'09   | YTX7S*                  | YTX5L-BS | -        | -            | <b>YAMAHA</b>            |                   |         |                         |                     |          |              |
|                | NH80 Aero  | '85       | YTX7S*                  | YTX5L-BS | -        | -            | 530                      | T-Max             | '12-'13 | YTZ12S                  | -                   | -        | -            |
|                | NH80MD Aero  | '83-'84   | -                       | -        | YB5L-B   | -            | 500                      | XP500 T-Max       | '09-'13 | YTZ10S                  | -                   | -        | -            |
| 50             | CHF50 Metropolitan, II, SP                           | '02-'13   | YTZ7S                   | -        | -        | -            | 400                      | YP400 Majesty     | '04-'14 | -                       | YB9-BS              | -        | -            |
|                | NB50 Aero  | '85-'87   | -                       | YTX4L-BS | -        | -            | 250                      | Morphous          | '06-'07 | YTZ10S                  | -                   | -        | -            |
|                | NB50M Aero   | '83-'84   | -                       | -        | YB4L-B   | -            |                          | Maxam             | '-13    | YTZ10S                  | -                   | -        | -            |
|                | NCH50 Metropolitan                                   | '13       | YTZ5S*                  | YTX4L-BS | -        | -            | 200                      | XC200 Riva        | '87-'91 | -                       | -                   | YB10L-B2 | -            |
|                | NN50MD Gyro  | '84       | -                       | -        | YB4L-B   | -            | 180                      | XC180 Riva        | '83-'85 | -                       | -                   | YB10L-B  | -            |
|                | NPS50, S Ruckus                                      | '03-'13   | YTZ7S                   | -        | -        | -            | 125                      | XC125 Riva        | '85-'01 | -                       | -                   | YB7C-A   | -            |
|                | NQ50 Spree, 50D SS                                   | '86-'87   | -                       | YTX4L-BS | -        | -            |                          | YJ125T Vino 125   | '04-'09 | -                       | YTX7A-BS            | -        | -            |
|                | NQ50 Spree   | '84-'85   | -                       | -        | YB4L-B   | -            |                          | Zuma 125          | '09-'14 | -                       | YTX7B-BS            | -        | -            |
|                | P50 Little Honda                                     | '67-'68   | -                       | -        | -        | -            | 80                       | CV80 Riva         | '83-'87 | -                       | -                   | 6YB11-2D | 6N11-2D      |
|                | PA50I Moped, PA50II                                  | '78-'83   | -                       | -        | -        | -            | 50                       | CA50 Riva         | '83-'86 | -                       | -                   | 6YB8L-B  | -            |
|                | SA50 Elite LX, S, SR                                 | '88-'01   | -                       | YTX4L-BS | -        | -            |                          | CE50 Riva Jog     | '86-'87 | -                       | -                   | YB4L-B   | -            |
|                | SB50 (All)   | '88-'90   | -                       | YTX4L-BS | -        | -            |                          | CG50 Riva         | '88-'91 | -                       | -                   | YB4L-B   | -            |
|                | SE50 Elite (All)                                     | '87       | -                       | YTX4L-BS | -        | -            |                          | CV50 Riva         | '84     | -                       | -                   | 6YB8L-B  | -            |
|                | TG50 Gyro S (All)                                    | '85-'86   | -                       | YTX4L-BS | -        | -            |                          | CW50 Zuma         | '89-'90 | -                       | -                   | YB4L-B   | -            |
| <b>HYOSUNG</b> |  |           |                         |          |          |              | <b>YAMAHA</b>            |                   |         |                         |                     |          |              |
| 250            | NS3-250  | '09-'13   | -                       | YTX9-BS  | -        | -            |                          | CW50 Zuma II      | '97-'01 | -                       | -                   | YB4L-B   | -            |
| 100            | EZ100  | All Years | YTX7S*                  | YTX5L-BS | -        | -            |                          | CV50 Riva Jog     | '92-'01 | -                       | YTX4L-BS            | -        | -            |
| 50             | SB50 Super Cab, SD50 Sense, SF50 Prima, Rally, Sense | All Years | -                       | YTX4L-BS | -        | -            |                          | SH50 Riva Razz    | '87-'01 | -                       | -                   | -        | -            |
| <b>KYMCO</b>   |  |           |                         |          |          |              | <b>YAMAHA</b>            |                   |         |                         |                     |          |              |
| 500            | Exciting 500i  | '09-'13   | YTX14H-BS*              | YTX14-BS | -        | -            |                          | XC50 Vino Classic | '06-'14 | YTX7S*                  | YTX5L-BS            | -        | -            |
| 400            | Exciting 400i  | '09       | -                       | YTX12-BS | -        | -            |                          | XF50W (C3)        | '07-'13 | YTX7S*                  | YTX5L-BS            | -        | -            |
| 300            | Downtown 300   | '-13      | -                       | YT12A-BS | -        | -            |                          | YW50A Zuma        | '02-'14 | YTX7S*                  | YTX5L-BS            | -        | -            |
|                | People GT  | '-13      | -                       | YT12A-BS | -        | -            |                          | VOX               | '-13    | YTX7S*                  | YTX5L-BS            | -        | -            |
| 250            | People 250   | '09-'11   | -                       | YTX12-BS | -        | -            |                          | JOG, ZR           | '-13    | YTX7S*                  | YTX5L-BS            | -        | -            |
|                | Exciting 250i  | '10-'11   | -                       | YTX12-BS | -        | -            |                          |                   |         |                         |                     |          |              |
| 200            | People S 200   | '-11      | -                       | YTX7A-BS | -        | -            |                          |                   |         |                         |                     |          |              |

\* See Battery Cross Reference Chart on page 14.  
**FA** Must use Factory Activated battery.



# ALL TERRAIN VEHICLE (ATV) APPLICATIONS

| CC                  | Model                             | Year    | High Performance AGM | AGM        | YuMicron       | Conventional | CC  | Model                           | Year    | High Performance AGM | AGM       | YuMicron | Conventional |
|---------------------|-----------------------------------|---------|----------------------|------------|----------------|--------------|---|---------------------------------|---------|----------------------|-----------|----------|--------------|
| <b>AEON (BENZA)</b> |                                   |         |                      |            |                |              | <b>HONDA (continued)</b>                        |                                 |         |                      |           |          |              |
| 50                  | Cobra/CX-Sport 50                 | All     | -                    | YTX4L-BS   | -              | -            | 200   | TRX125 Fourtrax                 | '85-'86 | -                    | -         | YB9A-A   | -            |
| 90                  | Cobra/CX-Sport 90                 | All     | -                    | YTX4L-BS   | -              | -            | 200   | ATC200 Big Red                  | '82-'84 | YTX14AH-BS*          | -         | YB14A-A2 | -            |
| 100                 | Cobra/CX-Sport 100                | All     | -                    | YTX4L-BS   | -              | -            | 200   | ATC200M                         | '84-'85 | YTX14AH-BS*          | -         | YB14A-A2 | -            |
| <b>ARCTIC CAT</b>   |                                   |         |                      |            |                |              | <b>HONDA (continued)</b>                        |                                 |         |                      |           |          |              |
| 50                  | DXV50                             | '06-'10 | YTZ7S*               | YTX5L-BS   | -              | -            | 200   | TRX200 Fourtrax                 | '90-'96 | -                    | YTX12-BS  | -        | -            |
| 90                  | All Models                        | '06     | -                    | YTX4L-BS   | -              | -            | 250   | TRX200S Fourtrax                | '86-'88 | -                    | YTX12-BS  | -        | -            |
| 90                  | DXV90                             | '06-'13 | YTZ7S*               | YTX5L-BS   | -              | -            | 250   | ATC250ES Big Red                | '85-'87 | -                    | YTX12-BS  | -        | -            |
| 150                 | 150                               | '13     | -                    | YTX9-BS    | -              | -            | 250   | ATC250SX                        | '85-'87 | -                    | YTX12-BS  | -        | -            |
| 250                 | All Models                        | '05     | YTX14AHL-BS*         | -          | YB14L-A2       | -            | 250   | TRX250X, EX,                    | '01-'13 | -                    | YTX9-BS   | -        | -            |
| 250                 | DXV250, 2x4                       | '06     | -                    | YTX12-BS   | -              | -            | 250   | TRX250 Fourtrax                 | '85-'87 | -                    | YTX12-BS  | -        | -            |
| 250                 | 250                               | '10     | -                    | YTX12-BS   | -              | -            | 250   | TRX250 TE, TM, FourTrax Recon   | '97-'13 | -                    | YTX12-BS  | -        | -            |
| 300                 | DXV300, Utility                   | '09-'13 | -                    | YTX12-BS   | -              | -            | 300   | TRX250 Recon, ES                | '97-'03 | -                    | YTX12-BS  | -        | -            |
| 300                 | All Models                        | All     | YTX14AHL-BS*         | -          | YB14L-A2       | -            | 300   | TRX300 Fourtrax                 | '88-'00 | YTX14H-BS*           | -         | YTX14-BS | -            |
| 366                 | 366                               | '08-'12 | YTX14AH-BS*          | -          | YB14-A2        | -            | 300   | TRX300X, EX                     | '93-'12 | -                    | YTX9-BS   | -        | -            |
| 400                 | All Models                        | All     | YTX14AH-BS*          | -          | YB14-A2        | -            | 300   | TRX300FW Fourtrax 4x4           | '88-'00 | YTX14H-BS*           | YTX14-BS  | -        | -            |
| 400                 | DXV 400                           | All     | -                    | YTX9-BS    | -              | -            | 350   | FL350R Odyssey                  | '85     | -                    | YTX12-BS  | -        | -            |
| 400                 | TRV 400                           | '10     | YTX14AH-BS*          | -          | YB14-A2        | -            | 350   | TRX350 Rancher                  | '00-'06 | YTX14H-BS*           | YTX14-BS  | -        | -            |
| 450                 | 450, TRV                          | '11-'12 | YTX20H-BS            | -          | -              | -            | 350   | TRX350, D Fourtrax 4x4          | '86-'89 | YTX14H-BS*           | YTX14-BS  | -        | -            |
| 500                 | All Models                        | All     | YTX14AH-BS*          | -          | YB14-A2        | -            | 400   | FL400R Pilot                    | '89-'90 | YTX14H-BS*           | YTX14-BS  | -        | -            |
| 550                 | 550, TRV, LTD, S                  | '10-'14 | YTX20H-BS            | -          | -              | -            | 400   | TRX400 Rancher AT               | '04-'06 | YTX14H-BS*           | YTX14-BS  | -        | -            |
| 650                 | 4x4 Automatic                     | '04-'06 | YTX14AH-BS*          | -          | YB14-A2        | -            | 400   | TRX400X, EX, Fourtrax, Sportrax | '99-'13 | -                    | YTX9-BS   | -        | -            |
| 650                 | 650H1, TBX650, Mudpro             | '05-'12 | YTX14AH-BS*          | -          | YB14-A2        | -            | 420   | TRX400FW Foreman                | '95-'03 | YTX14H-BS*           | YTX14-BS  | -        | -            |
| 700                 | 700                               | '06-'08 | YTX14AH-BS*          | -          | YB14-A2        | -            | 420   | TRX420 Fourtrax Rancher 4x4     | '13     | YTX14H-BS*           | YTX14-BS  | -        | -            |
| 700                 | TRV, Mudpro, LTD, TBX, Diesel     | '09-'14 | YTX20H-BS            | -          | -              | -            | 450   | TRX450 Fourtrax Foreman S, ES   | '98-'04 | YTX14H-BS*           | YTX14-BS  | -        | -            |
| 1000                | CORE, XT                          | '14     | YTX20H-BS            | -          | -              | -            | 500   | TRX450ER, TRX450R               | '06-'13 | YTZ7S                | -         | -        | -            |
| 1000                | Thundercat                        | '10     | YTX20H-BS            | -          | -              | -            | 500   | TRX500FA Fourtrax Rubicon       | '01-'11 | YTX14H-BS*           | YTX14-BS  | -        | -            |
| 1000                | Mudpro 1000H2, TRV, 1000i GT      | '10-'14 | YTX20H-BS            | -          | -              | -            | 500   | TRX500FE, FM, TM Trax Foreman   | '05-'11 | YTX14H-BS*           | YTX14-BS  | -        | -            |
| <b>BRP (CAN-AM)</b> |                                   |         |                      |            |                |              | <b>HONDA (continued)</b>                        |                                 |         |                      |           |          |              |
| 50                  | DS50, Quest                       | '02-'06 | -                    | YTX4L-BS   | -              | -            | 500   | FourTrax Foreman ES, 4x4        | '05-'09 | YTX14H-BS*           | YTX14-BS  | -        | -            |
| 70                  | DS70                              | '13     | -                    | YTX4L-BS   | -              | -            | 500   | TRX500FE, FPE, FM, FPM          | '11-'13 | GYZ16H               | -         | -        | -            |
| 90                  | DS90, DS90F, Quest                | '02-'13 | -                    | YTX4L-BS   | -              | -            | 650   | TRX650 FourTrax Rincon (Std.)   | '03-'05 | YTX14H-BS*           | YTX14-BS  | -        | -            |
| 200                 | Rally                             | '02-'06 | YTX14AH-BS*          | -          | YB14A-A2       | -            | 650   | (Optional cold starting)        | '03-'04 | YTX20HL-BS*          | YTX20L-BS | -        | -            |
| 250                 | DS250                             | '06-'13 | -                    | YTX12-BS   | -              | -            | 680   | TRX680FA Four Trax Rincon       | '06-'13 | YTX20HL-BS*          | YTX20L-BS | -        | -            |
| 330                 | Outlander 330                     | '04-'05 | -                    | YTX15L-BS  | -              | -            | 700   | TRX700XX                        | '08-'13 | -                    | YTX9-BS   | -        | -            |
| 400                 | Outlander 400                     | '03-'04 | -                    | YTX15L-BS  | -              | -            | <b>HYOSUNG</b>                                  |                                 |         |                      |           |          |              |
| 400                 | Outlander 400, XT, MAX            | '04-'13 | YTX20HL-BS*          | YTX20L-BS  | -              | -            | 450   | TE450S                          | '13     | -                    | YTX9-BS   | -        | -            |
| 450                 | DS450                             | '13     | -                    | YTX15L-BS  | -              | -            | <b>JOHN DEERE</b>                               |                                 |         |                      |           |          |              |
| 500                 | Traxter (All Models), Quest       | '99-'05 | YTX20HL-BS-PW*       | -          | YB16CL-B       | -            | All Models                                      | All                             | All     | YTX20HL-BS-PW*       | -         | YB16CL-B | -            |
| 500                 | Traxter (All Models), Quest (Opt) | '02-'05 | YTX24HL-BS*          | -          | Y50-N18L-A-CX* | Y50-N18L-A   | <b>KASEA</b>                                    |                                 |         |                      |           |          |              |
| 500                 | Outlander, MAX, Renegade          | '13     | YTX20HL-BS*          | YTX20L-BS  | -              | -            | 50  | Mini Skyhawk                    | All     | -                    | YTX4L-BS  | -        | -            |
| 650                 | DS650                             | '00-'06 | -                    | YTX15L-BS  | -              | -            | 50  | Skyhawk 50                      | All     | YTZ7S*               | YTX5L-BS  | -        | -            |
| 650                 | Quest                             | '02-'05 | YTX20HL-BS-PW*       | -          | YB16CL-B       | -            | 65  | KS, KU Models                   | All     | -                    | YTX7A-BS  | -        | -            |
| 650                 | Quest (Opt)                       | '02-'05 | YTX24HL-BS*          | -          | Y50-N18L-A-CX* | Y50-N18L-A   | 90  | KS, KU Models                   | All     | -                    | YTX7A-BS  | -        | -            |
| 650                 | Outlander, MAX                    | '13     | YTX20HL-BS*          | YTX20L-BS  | -              | -            | 90  | Skyhawk 90                      | All     | YTZ7S*               | YTX5L-BS  | -        | -            |
| 660                 | Outlander 660 EFI                 | '06     | YTX20HL-BS*          | YTX20L-BS  | -              | -            | 125   | KS, KU Models, Adventure Buggy  | All     | -                    | YTX7A-BS  | -        | -            |
| 800                 | Outlander 800 EFI, MAX, Renegade  | '06-'13 | YTX20HL-BS*          | YTX20L-BS  | -              | -            | 150   | Skyhawk 150, Adventure Buggy    | All     | -                    | YTX7A-BS  | -        | -            |
| 1000                | Outlander 1000, Renegade          | '12-'13 | YTX20HL-FA*          | YTX20L-FA* | -              | -            | 170   | Skyhawk 170                     | All     | -                    | YTX7A-BS  | -        | -            |
| <b>E-TON</b>        |                                   |         |                      |            |                |              | <b>KAWASAKI</b>                                 |                                 |         |                      |           |          |              |
| 50                  | All models                        | '04-'05 | YTZ7S*               | YTX5L-BS   | -              | -            | 50  | KFX50                           | '07-'13 | YTZ7S*               | YTX5L-BS  | -        | -            |
| 50                  | AXL, TXL, NXL, RXL                | '99-'03 | -                    | YTX4L-BS   | -              | -            | 80  | KSF80-A (KFX80)                 | '03-'05 | YTZ7S*               | YTX5L-BS  | -        | -            |
| 70                  | Viper 70                          | '13     | YTZ7S*               | YTX5L-BS   | -              | -            | 90  | KFX90                           | '07-'13 | YTZ7S*               | YTX5L-BS  | -        | -            |
| 90                  | All models                        | '04-'13 | YTZ7S*               | YTX5L-BS   | -              | -            | 110   | KLF110-B Mojave                 | '87-'88 | -                    | -         | YB9L-A2  | -            |
| 90                  | AXL, TXL, NXL, RXL                | '99-'03 | -                    | YTX4L-BS   | -              | -            | 185   | KLF185-A Bayou                  | '85-'88 | -                    | -         | YB10L-B  | -            |
| 90                  | DXL90 Sierra                      | '99-'03 | -                    | YTX4L-BS   | -              | -            | 200   | KLT200-A, C                     | '81-'84 | -                    | -         | YB10L-B  | -            |
| 150                 | CXL150 Yukon II                   | '00-'13 | -                    | YTX9-BS    | -              | -            | 200   | KLT200-B, C                     | '83     | -                    | -         | YB12A-A  | -            |
| 150                 | YXL150 Yukon                      | '00-'03 | -                    | YTX9-BS    | -              | -            | 220   | KLF220-A Bayou                  | '88-'02 | -                    | -         | YB10A-A2 | -            |
| 150                 | Viper150R                         | '13     | -                    | YTX9-BS    | -              | -            | 220   | KLF220-A Bayou (CN)             | '92-'02 | YTX14AH-BS*          | -         | YB14A-A2 | -            |
| 250                 | Vector250                         | '13     | -                    | YTX12-BS   | -              | -            | 250   | KLF250-A Bayou                  | '03-'12 | -                    | -         | YB10A-A2 | -            |
| <b>HONDA</b>        |                                   |         |                      |            |                |              | <b>KAWASAKI</b>                                 |                                 |         |                      |           |          |              |
| 90                  | TRX90X, EX                        | '06-'14 | YTZ7S*               | YTX5L-BS   | -              | -            | 50  | KLF250-A Bayou (CN)             | '03-'05 | YTX14AH-BS*          | -         | YB14A-A2 | -            |
| 125                 | ATC125M                           | '86-'87 | -                    | YTX12-BS   | -              | -            | 50  | KLT250-A                        | '82-'83 | -                    | -         | YB12A-A  | -            |
| 125                 | ATC125M                           | '84-'85 | -                    | -          | YB9A-A         | -            | <b>Footnote</b>                                 |                                 |         |                      |           |          |              |
| 125                 | TRX125 Fourtrax                   | '87-'88 | -                    | YTX9-BS    | -              | -            | * See Battery Cross Reference Chart on page 14. |                                 |         |                      |           |          |              |
|                     |                                   |         |                      |            |                |              | FA Must use Factory Activated battery.          |                                 |         |                      |           |          |              |

\* See Battery Cross Reference Chart on page 14.  
FA Must use Factory Activated battery.



# ALL TERRAIN VEHICLE (ATV) APPLICATIONS

| CC                          | Model                           | Year    | High Performance AGM | AGM       | YuMicron | Conventional | CC                         | Model                                  | Year    | High Performance AGM | AGM        | YuMicron   | Conventional |
|-----------------------------|---------------------------------|---------|----------------------|-----------|----------|--------------|----------------------------|--|---------|----------------------|------------|------------|--------------|
| <b>KAWASAKI (continued)</b> |                                 |         |                      |           |          |              | <b>POLARIS (continued)</b> |  |         |                      |            |            |              |
|                             | KL1250-C Prairie                | '83     | -                    | -         | YB12A-A  | -            |                            | Diesel .445 Litre (secondary)          | '99-'03 | YTX14AH-BS*          | -          | YB14A-A2   | -            |
|                             | KL1250-C Prairie                | '84-'85 | -                    | -         | YB10L-B  | -            |                            | Outlaw 450                             | '07-'10 | -                    | YTX9-BS    | -          | -            |
| 300                         | KEF300-A Lakota                 | '95-'00 | YTX14AH-BS*          | -         | YB14A-A2 | -            | 500                        | All Models (Excl. Predator, Sportsman) | '99-'12 | YTX14AH-BS*          | -          | YB14A-A2   | -            |
|                             | KEF300-A Lakota Sport           | '01-'03 | YTX14AH-BS*          | -         | YB14A-A2 | -            |                            | Sportsman HO                           | '96-'13 | YTX14AH-BS*          | -          | YB14A-A2   | -            |
|                             | KEF300-B Lakota Sport           | '01-'03 | YTX14AH-BS*          | -         | YB14A-A2 | -            |                            | Sportsman EFI                          | '06-'10 | -                    | YIX30L-BS  | -          | -            |
|                             | KLF300-A Bayou                  | '86-'87 | YTX20HL-BS-PW*       | -         | YB16CL-B | -            |                            | Predator, Outlaw                       | '03-'06 | -                    | YTX9-BS    | -          | -            |
|                             | KLF300-B Bayou                  | '88-'04 | YTX14AH-BS*          | -         | YB14A-A2 | -            | 525                        | Outlaw 525                             | '08-'12 | -                    | YTX9-BS    | -          | -            |
|                             | KLF300-B Bayou (CN)             | '92-'99 | YTX20HL-BS-PW*       | -         | YB16CL-B | -            | 550                        | Sportsman Touring, XP, X2              | '09     | YTX20HL-BS           | -          | -          | -            |
|                             | KLF300-C Bayou 300 4x4          | '89-'04 | YTX14AH-BS*          | -         | YB14A-A2 | -            |                            | Sportsman Touring, X2                  | '10     | YTX20HL-BS           | -          | -          | -            |
|                             | KLF300-C Bayou 300 4x4 (CN)     | '92-'05 | YTX20HL-BS-PW*       | -         | YB16CL-B | -            |                            | Sportsman XP                           | '10     | YTX14AH FA           | -          | -          | -            |
|                             | KVF300-A Prairie 300, 4x4       | '99-'02 | YTX14AH-BS*          | -         | YB14A-A2 | -            |                            | Sportsman EPS, X2, Touring             | '10-'14 | YTX14AH FA           | -          | -          | -            |
|                             | KVF300-A Prairie 300, 4x4 (CN)  | '99-'01 | YTX20HL-BS-PW*       | -         | YB16CL-B | -            | 570                        | Sportsman                              | '14     | YTX14AH-BS*          | -          | YB14A-A2   | -            |
|                             | KVF300-B Prairie 300, 4x4       | '99-'02 | YTX14AH-BS*          | -         | YB14A-A2 | -            | 600                        | Sportsman                              | '04-'05 | -                    | YIX30L-BS* | YB30L-B    | -            |
|                             | KVF300-B Prairie 300, 4x4 (CN)  | '99-'02 | YTX20HL-BS-PW*       | -         | YB16CL-B | -            | 700                        | Sportsman, Military                    | '02-'08 | -                    | YIX30L-BS* | YB30L-B    | -            |
|                             | KVF300 Brute Force              | '13     | -                    | YTX12-BS  | -        | -            |                            | Sportsman                              | '10     | -                    | YIX30L-BS  | -          | -            |
| 360                         | KVF360 Prairie                  | '13     | YTX14AH-BS*          | -         | YB14A-A2 | -            | 800                        | Sportsman                              | '05-'13 | -                    | YIX30L-BS  | -          | -            |
| 400                         | KLF400-B Bayou 400 4x4          | '93-'00 | YTX20HL-BS-PW*       | -         | YB16CL-B | -            |                            | Sportsman                              | '14     | YTX20HL*FA           | -          | -          | -            |
|                             | KSF400-A (KFX400)               | '03-'06 | -                    | YTX9-BS   | -        | -            |                            | Sportsman 6x6                          | '14     | -                    | YIX30L*FA  | -          | -            |
|                             | KVF400-A Prairie 400 4x4        | '97-'00 | YTX14AH-BS*          | -         | YB14A-A2 | -            | 850                        | Sportsman                              | '09-'14 | -                    | YIX30L*FA  | -          | -            |
|                             | KVF400-A Prairie 400 4x4 (CN)   | '97-'00 | YTX20HL-BS-PW*       | -         | YB16CL-B | -            |                            | Sportsman                              | '10-'13 | YTX20HL*FA           | -          | -          | -            |
|                             | KVF400-B Prairie 400 4x4        | '98-'00 | YTX14AH-BS*          | -         | YB14A-A2 | -            |                            | Scrambler                              | '14     | YTX20HL*FA           | -          | -          | -            |
|                             | KVF400-B Prairie 400 4x4 (CN)   | '98-'00 | YTX20HL-BS-PW*       | -         | YB16CL-B | -            | 1000                       | Scrambler                              | '14     | YTX20HL*FA           | -          | -          | -            |
|                             | KVF400-C Prairie 400, 4x4       | '99-'02 | YTX14AH-BS*          | -         | YB14A-A2 | -            |                            |  |         |                      |            |            |              |
|                             | KVF400-C Prairie 400, 4x4 (CN)  | '99-'02 | -                    | KMX14-BS* | -        | -            | <b>QIANJIANG</b>           |  |         |                      |            |            |              |
|                             | KVF400-D Prairie 400, 4x4       | '99-'02 | YTX14AH-BS*          | -         | YB14A-A2 | -            | 100                        | ATV100                                 | All     | -                    | YTX4L-BS   | -          | -            |
|                             | KVF400-D Prairie 400, 4x4 (CN)  | '99-'01 | -                    | KMX14-BS* | -        | -            | 50                         | ATV50                                  | All     | -                    | YTX4L-BS   | -          | -            |
| 450                         | KFX450R                         | '08-'13 | -                    | YTX7L-BS  | -        | -            | <b>SUZUKI</b>              |  |         |                      |            |            |              |
|                             | 4x4 Advantage Classic           | '02-'03 | -                    | KMX14-BS* | -        | -            | 50                         | LT-250 QuadSport                       | '06-'11 | YTZ7S*               | YTX5L-BS   | -          | -            |
| 650                         | KVF650 Brute Force              | '02-'13 | -                    | KMX14-BS* | -        | -            | 80                         | LT80 QuadSport 80                      | '87-'06 | YTZ7S*               | YTX5L-BS   | -          | -            |
| 700                         | KVF650-A, B, D Prairie 700, 4x4 | '04-'06 | -                    | KMX14-BS* | -        | -            | 80                         | LT-Z90 QuadSport                       | '07-'11 | -                    | YTX7A-BS   | -          | -            |
|                             | KFX700                          | '03-'10 | -                    | KMX14-BS* | -        | -            | 160                        | LT160 E QuadRunner                     | '89-'94 | -                    | -          | YB9A-A     | -            |
|                             | KVF700-A, B, D Prairie 700, 4x4 | '04-'06 | -                    | KMX14-BS* | -        | -            |                            | LT160 E QuadRunner                     | '03-'04 | -                    | -          | YB9A-A     | -            |
| 750                         | KVF750 Brute Force              | '05-'13 | -                    | KMX14-BS* | -        | -            |                            | LT-F160 QuadRunner                     | '91-'01 | -                    | -          | YB9A-A     | -            |
|                             |                                 |         |                      |           |          |              | 230                        | LT230E QuadRunner                      | '87     | Not available        | -          | -          | -            |
|                             |                                 |         |                      |           |          |              |                            | LT230E QuadRunner                      | '88-'93 | -                    | YTX12-BS   | -          | -            |
|                             |                                 |         |                      |           |          |              |                            | LT230GE QuadRunner                     | '85-'86 | -                    | -          | YB10A-A2   | -            |
|                             |                                 |         |                      |           |          |              |                            | LT-F230 QuadRunner                     | '86-'87 | -                    | -          | YB10A-A2   | -            |
|                             |                                 |         |                      |           |          |              | 250                        | LT250EF QuadRunner                     | '85-'86 | -                    | -          | Y50-N18A-A | -            |
|                             |                                 |         |                      |           |          |              |                            | LT-4WD QuadRunner                      | '87-'99 | YTX14AH-BS*          | -          | YB14A-A2   | -            |
|                             |                                 |         |                      |           |          |              |                            | LT-4WD QuadRunner (Opt)                | '87-'99 | -                    | -          | Y50-N18A-A | -            |
|                             |                                 |         |                      |           |          |              |                            | LT-F250 QuadRunner                     | '88-'01 | YTX14AH-BS*          | -          | YB14A-A2   | -            |
|                             |                                 |         |                      |           |          |              |                            | LT-F250 QuadRunner (Opt)               | '88-'01 | -                    | -          | Y50-N18A-A | -            |
|                             |                                 |         |                      |           |          |              |                            | LT-F250, Ozark                         | '02-'13 | -                    | YTX12-BS   | -          | -            |
|                             |                                 |         |                      |           |          |              |                            | LT-F250F QuadRunner                    | '99-'02 | YTX14AH-BS*          | -          | YB14A-A2   | -            |
|                             |                                 |         |                      |           |          |              |                            | LT-F250F QuadRunner (CN, Opt)          | '99-'02 | -                    | -          | Y50-N18A-A | -            |
|                             |                                 |         |                      |           |          |              |                            | LT-Z250 QuadSport                      | '04-'11 | -                    | YTX9-BS    | -          | -            |
|                             |                                 |         |                      |           |          |              | 280                        | LT-F4WDX KingQuad                      | '91-'99 | YTX14AH-BS*          | -          | YB14A-A2   | -            |
|                             |                                 |         |                      |           |          |              |                            | LT-F4WDX KingQuad (CN, Opt)            | '91-'99 | -                    | -          | Y50-N18A-A | -            |
|                             |                                 |         |                      |           |          |              | 300                        | LT-F4WDX KingQuad                      | '99-'02 | YTX14AH-BS*          | -          | YB14A-A2   | -            |
|                             |                                 |         |                      |           |          |              |                            | LT-F4WDX KingQuad (Opt)                | '99-'02 | -                    | -          | Y50-N18A-A | -            |
|                             |                                 |         |                      |           |          |              |                            | LT300E QuadRunner 300E                 | '87-'89 | YTX14AH-BS*          | -          | YB14A-A2   | -            |
|                             |                                 |         |                      |           |          |              |                            | LT-F300F KingQuad                      | '99-'02 | YTX14AH-BS*          | -          | YB14A-A2   | -            |
|                             |                                 |         |                      |           |          |              |                            | LT-F300F KingQuad (CN, Opt)            | '99-'02 | -                    | -          | Y50-N18A-A | -            |
|                             |                                 |         |                      |           |          |              | 400                        | LT-A400 Eiger 2WD, F Eiger 4WD         | '02-'07 | YTX14H-BS*           | YTX14-BS   | -          | -            |
|                             |                                 |         |                      |           |          |              |                            | LT-F400 Eiger 2WD, F Eiger 4WD         | '02-'07 | YTX14H-BS*           | YTX14-BS   | -          | -            |
|                             |                                 |         |                      |           |          |              |                            | LT-Z400 QuadSport                      | '03-'13 | -                    | YTX9-BS    | -          | -            |
|                             |                                 |         |                      |           |          |              |                            | LT-A400 King Quad                      | '13     | YTX14H-BS*           | YTX14-BS   | -          | -            |
|                             |                                 |         |                      |           |          |              | 450                        | LT-A450 King Quad                      | '07-'11 | YTX14H-BS*           | YTX14-BS   | -          | -            |
|                             |                                 |         |                      |           |          |              |                            | LT-R450 QuadRacer                      | '06-'11 | YTX14H-BS*           | YTX14-BS   | -          | -            |
|                             |                                 |         |                      |           |          |              | 500                        | LT-A500F QuadMaster                    | '00-'01 | -                    | YTX16-BS-1 | -          | -            |
|                             |                                 |         |                      |           |          |              |                            | LT-A500F Vinson 4WD                    | '04-'07 | YTX20CH-BS           | -          | -          | -            |
|                             |                                 |         |                      |           |          |              |                            | LT-A500F Vinson 4WD                    | '02-'03 | YTX20CH-BS*          | YTX16-BS   | -          | -            |
|                             |                                 |         |                      |           |          |              |                            | LT-F500F Vinson Manual 4WD             | '04-'07 | YTX20CH-BS           | -          | -          | -            |
|                             |                                 |         |                      |           |          |              |                            | LT-F500F Vinson Manual 4WD             | '03     | YTX20CH-BS*          | YTX16-BS   | -          | -            |
|                             |                                 |         |                      |           |          |              |                            | LT-A500 King Quad                      | '13     | YTX20CH-BS           | -          | -          | -            |
|                             |                                 |         |                      |           |          |              | 700                        | LT-A700X King Quad                     | '05-'07 | YTX20CH-BS           | -          | -          | -            |
|                             |                                 |         |                      |           |          |              |                            | LT-V700F Twin Peaks                    | '04-'05 | YTX14H*FA            | YTX14*FA   | -          | -            |
|                             |                                 |         |                      |           |          |              | 750                        | LT-A750 King Quad                      | '07-'13 | YTX20CH-BS           | -          | -          | -            |

\* See Battery Cross Reference Chart on page 14.  
 † Available at Kawasaki dealers only.

FA Must use Factory Activated battery.



# ALL TERRAIN VEHICLE (ATV) APPLICATIONS

| CC            | Model                  | Year    | High Performance AGM | AGM      | YuMicron | Conventional | CC                        | Model   | Year        | High Performance AGM | AGM      | YuMicron | Conventional |
|---------------|------------------------|---------|----------------------|----------|----------|--------------|---------------------------|---------|-------------|----------------------|----------|----------|--------------|
| <b>YAMAHA</b> |                        |         |                      |          |          |              | <b>YAMAHA (continued)</b> |         |             |                      |          |          |              |
| 50            | YFM50 Raptor           | '04-'09 | -                    | -        | -        | 12N7D-3B     | YFM35FX Wolverine         | '06-'10 | YTX14AH-BS  | -                    | -        | -        | -            |
| 80            | YFM80 Badger           | '85-'01 | -                    | -        | -        | 12N7D-3B     | YFM35FG Grizzly           | '07-'14 | YTX14AH-BS  | -                    | -        | -        | -            |
|               | YFM80 Grizzly          | '05-'08 | -                    | -        | -        | 12N7D-3B     | YFM35R Raptor             | '04-'13 | YTZ10S      | -                    | -        | -        | -            |
|               | YFM80R Raptor          | '02-'08 | -                    | -        | -        | 12N7D-3B     | YFM35U Big Bear           | '87-'99 | YTX14AH-BS* | -                    | YB14A-A1 | -        | -            |
| 90            | YFM90R Raptor          | '09-'13 | YTZ7S*               | YTX5L-BS | -        | -            | YFM35X Warrior            | '87-'03 | -           | -                    | YB12C-A  | -        | -            |
| 100           | YFM100 Champ           | '87-'91 | -                    | -        | -        | 12N7D-3B     | YFP35 TerraPro            | '88     | YTX14AH-BS* | -                    | YB14A-A1 | -        | -            |
| 125           | YFA-1 Breeze           | '89-'04 | -                    | -        | YB12C-A  | -            | YFM40FB Big Bear          | '00-'12 | YTX20HL-BS* | YTX20L-BS            | -        | -        | -            |
|               | YFM125S, Grizzly       | '04-'13 | -                    | -        | YB12C-A  | -            | YFM40FG Grizzly           | '07-'08 | YTX14AH-BS  | -                    | -        | -        | -            |
|               | YFM12R, Raptor         | '11-'13 | YTZ7S                | -        | -        | -            | YFM40FW Kodiak            | '93-'95 | YTX14AH-BS  | -                    | YB14A-A1 | -        | -            |
| 200           | YFM200, DX Moto 4      | '85-'89 | YTX14AH-BS*          | -        | YB14A-A1 | -            | YFM40FW Kodiak/Automatic  | '03-'06 | YTX14AH-BS  | -                    | -        | -        | -            |
|               | YTM200, E, ER Tri Moto | '83-'85 | YTX14AH-BS*          | -        | YB14A-A1 | -            | YFM40FW Kodiak/Automatic  | '96-'02 | YTX20HL-BS* | YTX20L-BS            | -        | -        | -            |
| 225           | YFM225 Moto 4          | '86-'88 | YTX14AH-BS*          | -        | YB14A-A1 | -            | YFM40FWN Big Bear         | '00-'03 | YTX20HL-BS* | YTX20L-BS            | -        | -        | -            |
|               | YTM225DR, DX Tri-Moto  | '83-'86 | YTX14AH-BS*          | -        | YB14A-A1 | -            | YFM45FG Grizzly           | '07-'14 | YTX14AH-BS  | -                    | -        | -        | -            |
| 230           | YFU-1/T Pro-Hauler     | '89     | YTX14AH-BS*          | -        | YB12C-A  | -            | YFM45FX Wolverine         | '03-'10 | YTX20HL-BS* | YTX20L-BS            | -        | -        | -            |
| 250           | YFB250, F Timber Wolf  | '92-'00 | -                    | -        | YB14A-A2 | -            | YFZ450                    | '04-'13 | -           | YTX20L-BS            | -        | -        | -            |
|               | YFM25 Bear Tracker     | '99-'04 | YTX14AH-BS*          | -        | YB14A-A1 | -            | YFZ450X                   | '08     | -           | YTX20L-BS            | -        | -        | -            |
|               | YFM250 Moto 4          | '89-'91 | YTX14AH-BS*          | -        | YB14A-A2 | -            | YFZ450R, X                | '09-'14 | YTZ7S       | -                    | -        | -        | -            |
|               | YFM25B Big Bear        | '07-'10 | YTX14AH-BS*          | -        | YB14A-A2 | -            | YMF5FG Grizzly            | '-14    | YTX20HL-BS* | YTX20L-BS            | -        | -        | -            |
|               | YFM25B Bruin           | '05-'06 | YTX14AH-BS*          | -        | -        | -            | YFM60FW Grizzly           | '98-'01 | YTX20HL-BS* | YTX20L-BS            | -        | -        | -            |
|               | YFM25R Raptor, R       | '08-'13 | YTZ7S                | -        | -        | -            | YFV600FW Grizzly          | '98-'01 | YTX20HL-BS* | YTX20L-BS            | -        | -        | -            |
| 300           | Grizzly 300 Automatic  | '11-'13 | -                    | YTX12-BS | -        | -            | YFM66FA Grizzly           | '02-'08 | YTX20HL-BS* | YTX20L-BS            | -        | -        | -            |
| 350           | YFM35B Bruin           | '04-'06 | YTX14AH-BS           | -        | -        | -            | YFM66R Raptor             | '01-'05 | YTX14H-BS*  | YTX14-BS             | -        | -        | -            |
|               | YFM35ER Moto 4         | '87-'95 | YTX14AH-BS*          | -        | YB14A-A1 | -            | YFM7FG Grizzly            | '07-'14 | YTX20HL-BS* | YTX20L-BS            | -        | -        | -            |
|               | YFM35F, U Big Bear     | '87-'99 | YTX14AH-BS*          | -        | YB12C-A  | -            | YFM70R Raptor             | '06-'14 | -           | YTX20L-BS            | -        | -        | -            |
|               | YFM35FX Wolverine      | '95-'05 | -                    | -        | -        | -            |                           |         | YT9B-BS     | -                    | -        | -        |              |



# PERSONAL WATERCRAFT (PWC) APPLICATIONS

| CC                        | Model                        | Year    | High Performance AGM | AGM        | YuMicron | Conventional | CC                                    | Model  | Year        | High Performance AGM | AGM       | YuMicron   | Conventional |   |
|---------------------------|------------------------------|---------|----------------------|------------|----------|--------------|---------------------------------------|--|-------------|----------------------|-----------|------------|--------------|---|
| <b>AQUA-JET CO.</b>       |                              |         |                      |            |          |              | <b>KAWASAKI (JET SKI) (continued)</b> |  |             |                      |           |            |              |   |
| 430                       | Aqua-Jet SX1                 | '91     | -                    | -          | YB16-B   | -            | J5750 SXi, SXi Pro                    | '95-'02                                      | YTX20HL-BS* | YTX20L-BS            | -         | -          | -            |   |
| 432                       | Aqua-Jet Sx1                 | '89-'90 | -                    | -          | YB16-B   | -            | JT750 STS, STX                        | '96-'98                                      | YTX20HL-BS* | YTX20L-BS            | -         | -          | -            |   |
| <b>ARCTIC CAT</b>         |                              |         |                      |            |          |              | 800                                   | JS800 SX-R                                   | '03-'13     | YTX20HL-BS*          | YTX20L-BS | -          | -            | - |
| 640                       | Tiger Shark                  | '97-'99 | YTX14AHL-BS*         | -          | YB14L-A2 | -            | JH900 Zxi                             | '95-'97                                      | YTX20HL-BS* | YTX20L-BS            | -         | -          | -            |   |
| 770                       | Tiger Shark                  | '97-'99 | YTX14AHL-BS*         | -          | YB14L-A2 | -            | JT900 STS, STX                        | '97-'05                                      | YTX20HL-BS* | YTX20L-BS            | -         | -          | -            |   |
| <b>BRP (SEA-DOO)</b>      |                              |         |                      |            |          |              | 1100                                  | JH1100 Zxi                                   | '96-'03     | YTX20HL-BS*          | YTX20L-BS | -          | -            | - |
| 1500                      | GTI, GTX, GTR RXP, RXT, WAKE | '-13    | -                    | -          | YB30CL-B | -            | JH1100-B Ultra 130                    | '01-'04                                      | YTX20HL-BS* | YTX20L-BS            | -         | -          | -            |   |
| 1500                      | GTX 4-Tec, RXP               | '03-'07 | -                    | -          | YB30CL-B | -            | JT1100 STX                            | '97-'03                                      | YTX20HL-BS* | YTX20L-BS            | -         | -          | -            |   |
|                           | All Models                   | '88-'93 | YTX20HL-BS*          | YTX20L-BS* | YB16L-B  | -            | JH1200-A, B Ultra 150                 | '99-'05                                      | YTX20HL-BS* | YTX20L-BS            | -         | -          | -            |   |
|                           | All Other Models             | '94-'07 | YTX20HL-BS-PW*       | -          | YB16CL-B | -            | JT1200-A-B, C, STX-R, STX-12F         | '02-'07                                      | YTX20HL-BS* | YTX20L-BS            | -         | -          | -            |   |
| 780                       | 3D                           | '-07    | YTX20HL-BS-PW*       | -          | YB16CL-B | -            | JT1500-A, STX, STX-15F                | '04-'13                                      | YTX20HL-BS* | YTX20L-BS            | -         | -          | -            |   |
| <b>HONDA</b>              |                              |         |                      |            |          |              | 1500                                  | JT1500B, C, 250X, Ultra LX, 260(L)X, 300(L)X | '07-'13     | YTX20HL-BS*          | YTX20L-BS | -          | -            | - |
| 1235                      | AquaTrax F/R-12, F/R-12X     | '02-'09 | YTX20HL-BS*          | YTX20L-BS  | -        | -            | <b>POLARIS</b>                        |  |             |                      |           |            |              |   |
| 1470                      | AquaTrax F-15, F-15X         | '03-'13 | YTX20HL-BS*          | YTX20L-BS  | -        | -            | All                                   | All Models                                   | All         | YTX20HL-BS-PW*       | -         | YB16CL-B   | -            |   |
| <b>KAWASAKI (JET SKI)</b> |                              |         |                      |            |          |              | <b>S.O.S. MARINE MFG</b>              |  |             |                      |           |            |              |   |
| 300                       | JS300 TS, SX                 | '86-'91 | YTX20HL-BS-PW*       | -          | YB16CL-B | -            | All                                   | All Models                                   | All         | YTX20H-BS*           | YTX20-BS* | YB16-B-CX* | YB16-B       |   |
| 400                       | JS400                        | '76     | YTX20HL-BS*          | YTX20L-BS* | YB16L-B  | -            | <b>ULTRANAUTICS</b>                   |  |             |                      |           |            |              |   |
| 440                       | JS440                        | '87-'92 | YTX20HL-BS-PW*       | -          | YB16CL-B | -            | 800                                   | All Models                                   | '87-'92     | -                    | -         | 53030      | -            |   |
|                           | JS440                        | '77-'86 | YTX20HL-BS*          | YTX20L-BS* | YB16L-B  | -            |                                       | Wet Bike                                     | '85-'86     | -                    | -         | -          | YHD-12H      |   |
| 550                       | JS550                        | '82-'85 | YTX20HL-BS*          | YTX20L-BS* | YB16L-B  | -            | 1250                                  | Jet Star1250 (Boat)                          | '88-'90     | -                    | -         | 53030      | -            |   |
|                           | JS550, SX                    | '86-'95 | YTX20HL-BS-PW*       | -          | YB16CL-B | -            |                                       | Jet Star1260 (Boat)                          | '91         | -                    | -         | 53030      | -            |   |
| 650                       | JF650 TS                     | '89-'96 | YTX20HL-BS-PW*       | -          | YB16CL-B | -            | <b>WET JET INTERNATIONAL</b>          |  |             |                      |           |            |              |   |
|                           | JF650 X2                     | '86-'95 | YTX20HL-BS-PW*       | -          | YB16CL-B | -            | All                                   | All Models                                   | All         | YTX20H-BS*           | YTX20-BS* | YB16-B-CX* | YB16-B       |   |
|                           | JL650 SC                     | '91-'95 | YTX20HL-BS-PW*       | -          | YB16CL-B | -            | <b>YAMAHA</b>                         |  |             |                      |           |            |              |   |
|                           | JS650 SX                     | '87-'95 | YTX20HL-BS-PW*       | -          | YB16CL-B | -            | All                                   | All Wave Runner Models                       | '87-'08     | YTX20HL-BS-PW*       | -         | YB16CL-B   | -            |   |
| 750                       | JH750 B1-b3                  | '93-'95 | YTX20HL-BS-PW*       | -          | YB16CL-B | -            | 700                                   | Superjet                                     | '09-'13     | YTX20HL-BS-PW*       | -         | YB16CL-B   | -            |   |
|                           | JH750 E1, F2, G1, G2         | '95-'99 | YTX20HL-BS*          | YTX20L-BS  | -        | -            | 1100                                  | VX   | '09-'13     | YTX20HL-BS-PW*       | -         | YB16CL-B   | -            |   |
|                           | JH750 SS, ST, Xi, XiR        | '92-'99 | YTX20HL-BS-PW*       | -          | YB16CL-B | -            | 1800                                  | FX, FZR, FZS, VXS, VXR                       | '09-'13     | YTX20HL-BS-PW*       | -         | YB16CL-B   | -            |   |
|                           | JH750 ST, Zxi                | '95-'97 | YTX20HL-BS*          | YTX20L-BS  | -        | -            |                                       |  |             |                      |           |            |              |   |
|                           | JH750 SX, ZX                 | '92-'95 | YTX20HL-BS-PW*       | -          | YB16CL-B | -            |                                       |  |             |                      |           |            |              |   |
|                           | JS750 SX, ZX                 | '92-'95 | YTX20HL-BS-PW*       | -          | YB16CL-B | -            |                                       |  |             |                      |           |            |              |   |

\* See Battery Cross Reference Chart on page 14.





# SNOWMOBILE APPLICATIONS

| CC                | Model   | Year    | High Performance AGM | AGM       | YuMicron      | Conventional | CC                                 | Model   | Year                  | High Performance AGM | AGM | YuMicron       | Conventional |
|-------------------|---|---------|----------------------|-----------|---------------|--------------|------------------------------------|---------|-----------------------|----------------------|-----|----------------|--------------|
| <b>ARCTIC CAT</b> |   |         |                      |           |               |              | <b>ARCTIC CAT (continued)</b>      |         |                       |                      |     |                |              |
| 1100              | Z1, T Z1, F1100, M1100, Bearcat XF1100, T1100 | '01-'14 | YTX20H-BS            | -         | -             | -            | Panther                            | '89-'93 | YTX14AH-BS*           | -                    | -   | YB14L-A2       | -            |
|                   | ZR 5000, ZR 7000, ZR 9000                     | '14     | YTX20H-BS            | -         | -             | -            | Panther                            | '80-'88 | -                     | -                    | -   | YB16L-B        | -            |
|                   | XF 7000, XF 8000, XF 9000, M9000              | '14     | YTX20H-BS            | -         | -             | -            | Panther 340                        | '97-'00 | YTX14AH-BS*           | -                    | -   | YB14-A2        | -            |
| 800               | F8 LXR, F800, M800, XF800                     | '07-'13 | YTX20H-BS            | -         | -             | -            | Panther 370                        | '01-'07 | YTX14AH-BS*           | -                    | -   | YB14-A2        | -            |
|                   | ZR 8000                                       | '14     | YTX20H-BS            | -         | -             | -            | Panther 440                        | '97-'03 | YTX14AH-BS*           | -                    | -   | YB14-A2        | -            |
|                   | ZR 6000                                       | '14     | YTX20H-BS            | -         | -             | -            | Panther 550                        | '97-'01 | YTX20H-BS*            | YTX20-BS*            | -   | YB18-A         | -            |
| 570               | F570, T570, Bearcat                           | '08-'14 | YTX20H-BS*           | YTX20-BS* | YB18-A        | -            | Panther 570                        | '02-'07 | YTX24HL-BS*           | -                    | -   | Y50-N18L-A-CX  | -            |
| 500               | F5 LXR  | '07-'14 | YTX20H-BS*           | YTX20-BS* | YB18-A        | -            | Panther 660                        | '06-'07 | YTX24HL-BS*           | -                    | -   | Y50-N18L-A-CX  | -            |
|                   | 4 Stroke Trail, Touring                       | '02-'03 | YTX24HL-BS*          | -         | Y50-N18L-A-CX | -            | Powder Extreme                     | '97-'98 | YTX20H-BS*            | YTX20-BS*            | -   | YB18-A         | -            |
|                   | Bearcat 340, 440                              | '95-'00 | YTX14AH-BS*          | -         | YB14-A2       | -            | Powder Special                     | '95-'97 | YTX20H-BS*            | YTX20-BS*            | -   | YB18-A         | -            |
|                   | Bearcat 570                                   | '04-'09 | YTX24HL-BS*          | -         | Y50-N18L-A-CX | -            | Prowler                            | '94     | -                     | -                    | -   | YB7-A*         | 12N7-4A      |
|                   | Bearcat 570                                   | '10-'14 | YTX20H-BS            | -         | -             | -            | Prowler                            | '90-'93 | YTX14AH-BS*           | -                    | -   | YB14L-A2       | -            |
|                   | Bearcat WT Turbo                              | '06-'07 | YTX24HL-BS           | -         | -             | -            | Prowler 2-Up                       | '95     | YTX20H-BS*            | YTX20-BS*            | -   | YB18-A         | -            |
|                   | Bearcat WT                                    | '05-'07 | YTX24HL-BS           | -         | -             | -            | Prowler Special                    | '91-'92 | YTX20H-BS*            | YTX20-BS*            | -   | YB18-A         | -            |
|                   | Bearcat WT                                    | '03-'04 | YTX24HL-BS*          | -         | Y50-N18L-A-CX | -            | Puma                               | '94-'96 | YTX14AH-BS*           | -                    | -   | YB14-A2        | -            |
|                   | Bearcat WT                                    | '95-'02 | YTX20H-BS*           | YTX20-BS* | YB18-A        | -            | Sabercat 500                       | '04-'06 | YTX20H-BS*            | YTX20-BS*            | -   | YB18-A         | -            |
|                   | Cheetah                                       | '91-'93 | YTX14AH-BS*          | -         | YB14L-A2      | -            | Sabercat 600, 700                  | '04-'06 | YTX24HL-BS*           | -                    | -   | Y50-N18L-A-CX  | -            |
|                   | Cheetah                                       | '86-'90 | -                    | -         | YB16L-B       | -            | T660 Touring                       | '04-'06 | YTX24HL-BS*           | -                    | -   | Y50-N18L-A-CX  | -            |
|                   | Cougar  | '95-'98 | YTX20H-BS*           | YTX20-BS* | YB18-A        | -            | T660 Turbo                         | '04-'07 | YTX24HL-BS            | -                    | -   | -              | -            |
|                   | Cougar  | '91-'94 | YTX14AH-BS*          | -         | YB14L-A2      | -            | T660 Turbo Touring                 | '04-'07 | YTX24HL-BS            | -                    | -   | -              | -            |
|                   | Cougar  | '85-'90 | -                    | -         | YB16L-B       | -            | Thundercat                         | '97-'02 | YTX20H-BS*            | YTX20-BS*            | -   | YB18-A         | -            |
|                   | Crossfire 500                                 | '07     | YTX20H-BS            | -         | -             | -            | Wildcat (EFI)                      | '95-'96 | -                     | -                    | -   | YB7-A*         | 12N7-4A      |
|                   | Crossfire 600                                 | '06-'07 | YTX20H-BS            | -         | -             | -            | Wildcat (EFI)                      | '93     | -                     | -                    | -   | YB16L-B        | -            |
|                   | Crossfire 700                                 | '06     | YTX20H-BS            | -         | -             | -            | Wildcat MC                         | '94     | -                     | -                    | -   | YB7-A*         | 12N7-4A      |
|                   | El Tigre 5000                                 | '87-'88 | YTX14AH-BS*          | -         | YB14L-A2      | -            | Wildcat Touring                    | '95-'96 | -                     | -                    | -   | YB7-A*         | 12N7-4A      |
|                   | EXT   | '95-'97 | -                    | -         | -             | 12N7-4A      | Z                                  | '98-'01 | YTX14AH-BS*           | -                    | -   | YB14-A2        | -            |
|                   | EXT   | '92-'94 | YTX14AH-BS*          | -         | YB14L-A2      | -            | Z 370, 440                         | '02-'07 | YTX14AH-BS*           | -                    | -   | YB14-A2        | -            |
|                   | EXT   | '89-'91 | -                    | -         | YB16L-B       | -            | Z 570                              | '02-'08 | YTX24HL-BS*           | -                    | -   | Y50-N18L-A-CX  | -            |
|                   | EXT (Carb)                                    | '95-'96 | YTX20H-BS*           | YTX20-BS* | YB18-A        | -            | ZL 500                             | '02     | YTX20H-BS*            | YTX20-BS*            | -   | YB18-A         | -            |
|                   | EXT (EFI)                                     | '98     | YTX20H-BS*           | YTX20-BS* | YB18-A        | -            | ZL 550, 600                        | '02-'03 | YTX20H-BS*            | YTX20-BS*            | -   | YB18-A         | -            |
|                   | EXT (EFI)                                     | '95-'97 | -                    | -         | -             | 12N7-4A      | ZL 800                             | '02-'03 | YTX24HL-BS*           | -                    | -   | Y50-N18L-A-CX  | -            |
|                   | EXT 600                                       | '97-'98 | YTX20H-BS*           | YTX20-BS* | YB18-A        | -            | ZR (EFI)                           | '95-'96 | -                     | -                    | -   | YB7-A*         | 12N7-4A      |
|                   | EXT Dlx (EFI)                                 | '97-'98 | YTX24HL-BS*          | -         | Y50-N18L-A-CX | -            | ZR 500, 600                        | '01-'02 | YTX20H-BS*            | YTX20-BS*            | -   | YB18-A         | -            |
|                   | EXT Special                                   | '91-'92 | YTX14AH-BS*          | -         | YB14L-A2      | -            | ZR 800                             | '02-'03 | YTX24HL-BS*           | -                    | -   | Y50-N18L-A-CX  | -            |
|                   | F6, F8, F1000                                 | '07-'09 | YTX20H-BS            | -         | -             | -            | ZR 900                             | '03-'06 | YTX24HL-BS*           | -                    | -   | Y50-N18L-A-CX  | -            |
|                   | F5  | '07-'09 | YTX20H-BS*           | YTX20-BS* | YB18-A        | -            | ZRT                                | '97-'02 | YTX20H-BS*            | YTX20-BS*            | -   | YB18-A         | -            |
|                   | Firecat                                       | '03-'06 | YTX24HL-BS*          | -         | Y50-N18L-A-CX | -            | <b>BRP (SKI-DOO)</b>               |         |                       |                      |     |                |              |
|                   | Jag AFS                                       | '89-'91 | YTX14AH-BS*          | -         | YB14L-A2      | -            | All 4-stroke                       | '03     | YTX24HL-BS            | -                    | -   | -              | -            |
|                   | Jag AFS L/T                                   | '89-'93 | YTX14AH-BS*          | -         | YB14L-A2      | -            | All Models                         | '98     | YTX24HL-BS*           | -                    | -   | Y50-N18L-A-CX* | Y50-N18L-A   |
|                   | Jag Liquid                                    | '96     | YTX14AH-BS*          | -         | YB14-A2       | -            | CK3 Types                          | '99-'03 | YTX24HL-BS*           | -                    | -   | Y50-N18L-A-CX* | Y50-N18L-A   |
|                   | Jag Z   | '94     | YTX14AH-BS*          | -         | YB14-A2       | -            | Elite                              | '04-'06 | -                     | YIX30L-BS            | -   | -              | -            |
|                   | Jag Z   | '93     | YTX14AH-BS*          | -         | YB14L-A2      | -            | ZX Types                           | '99-'01 | -                     | YTX15L-BS            | -   | -              | -            |
|                   | Jag, Jag Dlx                                  | '94-'99 | YTX14AH-BS*          | -         | YB14-A2       | -            | ZT Types                           | '02-'03 | YTX20HL-BS*           | YTX20L-BS            | -   | -              | -            |
|                   | Jag, Jag Dlx                                  | '85-'93 | YTX14AH-BS*          | -         | YB14L-A2      | -            | 300 Skandic                        | '10     | YTX20HL <sup>FA</sup> | YTX20L <sup>FA</sup> | -   | -              | -            |
|                   | Jaguar  | '07     | YTX20H-BS            | -         | -             | -            | 550 Expedition, Freestyle, Skandic | '05-'13 | YTX20HL <sup>FA</sup> | YTX20L <sup>FA</sup> | -   | -              | -            |
|                   | King Cat 900                                  | '04-'06 | YTX24HL-BS*          | -         | Y50-N18L-A-CX | -            | Grand Touring, Renegade, Tundra    | '13     | YTX20HL <sup>FA</sup> | YTX20L <sup>FA</sup> | -   | -              | -            |
|                   | Lynx  | '91-'93 | YTX14AH-BS*          | -         | YB14L-A2      | -            | MKZ, GSX, GTX                      | '07-'13 | YTX20HL <sup>FA</sup> | YTX20L <sup>FA</sup> | -   | -              | -            |
|                   | M 5   | '05-'06 | YTX20H-BS            | -         | -             | -            | 600 Expedition, Skandic, Summit    | '06-'13 | YTX20HL <sup>FA</sup> | YTX20L <sup>FA</sup> | -   | -              | -            |
|                   | M 6   | '05-'07 | YTX20H-BS            | -         | -             | -            | Grand Touring, Renegade            | '04-'13 | YTX20HL <sup>FA</sup> | YTX20L <sup>FA</sup> | -   | -              | -            |
|                   | M 7   | '05-'06 | YTX20H-BS            | -         | -             | -            | Tundra, MX Z, GSX, GTX             | '04-'13 | YTX20HL <sup>FA</sup> | YTX20L <sup>FA</sup> | -   | -              | -            |
|                   | Mountain Cat                                  | '01     | YTX20H-BS*           | YTX20-BS* | YB18-A        | -            | 800 Expedition, Legend, Skandic    | '07-'12 | YTX20HL <sup>FA</sup> | YTX20L <sup>FA</sup> | -   | -              | -            |
|                   | Mountain Cat 500                              | '02     | YTX20H-BS*           | YTX20-BS* | YB18-A        | -            | Renegade, Summit, Free Ride        | '04-'13 | YTX20HL <sup>FA</sup> | YTX20L <sup>FA</sup> | -   | -              | -            |
|                   | Mountain Cat 570                              | '02-'04 | YTX24HL-BS*          | -         | Y50-N18L-A-CX | -            | GSX, MX Z                          | '04-'13 | YTX20HL <sup>FA</sup> | YTX20L <sup>FA</sup> | -   | -              | -            |
|                   | Mountain Cat 600                              | '02-'04 | YTX20H-BS*           | YTX20-BS* | YB18-A        | -            | 1000 Expedition, Legend, Skandic   | '03-'06 | YTX24HL <sup>FA</sup> | -                    | -   | -              | -            |
|                   | Mountain Cat 800                              | '02-'04 | YTX24HL-BS*          | -         | Y50-N18L-A-CX | -            | 1200 Grand Touring, Expedition     | '10-'13 | YTX20HL <sup>FA</sup> | -                    | -   | -              | -            |
|                   | Mountain Cat 900                              | '03-'04 | YTX24HL-BS*          | -         | Y50-N18L-A-CX | -            | Renegade, GSX, GTX, MX Z           | '09-'13 | YTX20HL <sup>FA</sup> | -                    | -   | -              | -            |
|                   | Mountain Cat 1000                             | '02     | YTX20H-BS*           | YTX20-BS* | YB18-A        | -            | <b>KAWASAKI</b>                    |         |                       |                      |     |                |              |
|                   | Pantera                                       | '99-'01 | YTX20H-BS*           | YTX20-BS* | YB18-A        | -            | All Models                         | All     | YTX24HL-BS*           | -                    | -   | Y50-N18L-A-CX* | Y50-N18L-A   |
|                   | Pantera                                       | '95-'98 | YTX24HL-BS*          | -         | Y50-N18L-A-CX | -            | <b>POLARIS</b>                     |         |                       |                      |     |                |              |
|                   | Pantera                                       | '94     | YTX20H-BS*           | YTX20-BS* | YB18-A        | -            | All EFI (RXL, 500 EFI)             | '93-'97 | -                     | -                    | -   | YB9A-A         | -            |
|                   | Pantera                                       | '86-'93 | YTX14AH-BS*          | -         | YB14L-A2      | -            | All Electric Start Kits            | '85-'93 | YTX24HL-BS*           | -                    | -   | Y50-N18L-A-CX* | Y50-N18L-A   |
|                   | Pantera                                       | '80-'85 | -                    | -         | YB16L-B       | -            | All Electric Start Kits            | '94-'05 | YTX14AH-BS*           | -                    | -   | YB14A-A2       | -            |
|                   | Pantera 550, 600                              | '02-'05 | YTX20H-BS*           | YTX20-BS* | YB18-A        | -            |                                    |         |                       |                      |     |                |              |
|                   | Pantera 800                                   | '02-'04 | YTX24HL-BS*          | -         | Y50-N18L-A-CX | -            |                                    |         |                       |                      |     |                |              |
|                   | Panther                                       | '94-'96 | YTX14AH-BS*          | -         | YB14-A2       | -            |                                    |         |                       |                      |     |                |              |

\* See Battery Cross Reference Chart on page 14.  
 FA Must use Factory Activated battery.



# SNOWMOBILE APPLICATIONS

| CC                         | Model                          | Year    | High Performance AGM   | AGM                  | YuMicron       | Conventional | CC                           | Model   | Year        | High Performance AGM | AGM            | YuMicron   | Conventional |
|----------------------------|--------------------------------|---------|------------------------|----------------------|----------------|--------------|------------------------------|---------|-------------|----------------------|----------------|------------|--------------|
| <b>POLARIS (continued)</b> |                                |         |                        |                      |                |              | <b>YAMAHA (continued)</b>    |         |             |                      |                |            |              |
|                            | All Other Models               | '92-'05 | YTX14AH-BS*            | -                    | YB14A-A2       | -            | VT480 Venture GT             | '92-'93 | YTX14AH-BS* | -                    | YB14L-A2*      | 12N14-3A   |              |
|                            | Indy, Indy Trail               | '84-'91 | YTX24HL-BS*            | -                    | Y50-N18L-A-CX* | Y50-N18L-A   | VT480 Venture XL             | '91-'97 | YTX14AH-BS* | -                    | YB14L-A2*      | 12N14-3A   |              |
|                            | Sprint (Electric Start)        | '86-'90 | -                      | -                    | Y60-N24-A      | -            | VT480TR Venture TR Electric  | '98     | YTX14AH-BS* | -                    | YB14L-A2*      | 12N14-3A   |              |
| 500                        | Wide Track                     | '89-'14 | YTX24HL-BS*            | -                    | Y50-N18L-A-CX* | Y50-N18L-A   | 500 Phazer                   | '14     | YTX14H-BS*  | YTX14-BS             | -              | -          |              |
| 544                        | Trail, Trail Touring           | '09     | YTX14AH-BS*            | -                    | YB14A-A2       | -            | Venture Lite, MP             | '14     | YTX14H-BS*  | YTX14-BS             | -              | -          |              |
| 550                        | IQ, LXT, Shift                 | '13     | YTX20HL-BS*            | -                    | -              | -            | PZ500DX Phazer 500 Deluxe    | '01     | -           | -                    | YB16AL-A2      | -          |              |
|                            | Indy                           | '14     | YTX20CH <sup>FA</sup>  | -                    | -              | -            | VT500 Venture 500            | '97-'01 | -           | -                    | YB16AL-A2      | -          |              |
| 600                        | IQ Touring                     | '08     | YTX14AH-BS             | -                    | -              | -            | VT500 Venture 500 XL         | '99-'00 | -           | -                    | YB16AL-A2      | -          |              |
|                            | IQ, Shift, Switchback, RMK     | '09-'13 | YTX20HL-BS             | -                    | -              | -            | VX500E Vmax                  | '94-'01 | -           | -                    | YB16AL-A2      | -          |              |
|                            | Shift, Switchback, RMK         | '09-'10 | YTX20HL-BS             | -                    | YTX20L-BS      | -            | 540 EC540 Excel              | '79-'80 | YTX24HL-BS* | -                    | Y50-N18L-A-CX* | Y50-N18L-A |              |
|                            | Wide Track                     | '10-'13 | -                      | -                    | YIX30L-BS      | -            | VK540E, II, III              | '89-'03 | -           | -                    | YB16AL-A2      | -          |              |
|                            | Rush                           | '10-'14 | YTX20CH-BS             | -                    | -              | -            | XL540 XLV                    | '85-'90 | -           | -                    | YB16AL-A2      | -          |              |
|                            | Switchback, RMK                | '11-'14 | YTX20CH-BS             | -                    | -              | -            | 570 EX570E Exciter           | '88-'90 | -           | -                    | YB16AL-A2      | -          |              |
|                            | Indy                           | '14     | YTX20CH <sup>FA</sup>  | -                    | -              | -            | EX570E Exciter II LE         | '91-'93 | -           | -                    | YB16AL-A2      | -          |              |
|                            | IQ                             | '14     | YTX20HL <sup>*FA</sup> | YTX20L <sup>FA</sup> | -              | -            | 600 VT600 Venture 600        | '97-'98 | -           | -                    | YB16AL-A2      | -          |              |
|                            | Voyager                        | '14     | YTX20CH <sup>FA</sup>  | -                    | -              | -            | VT600 Venture 600            | '99-'06 | YTX24HL-BS* | -                    | Y50-N18L-A-CX* | Y50-N18L-A |              |
|                            | Wide Track                     | '14     | YIX30L <sup>FA</sup>   | -                    | -              | -            | VX600DX Vmax 600 Deluxe      | '99-'01 | YTX24HL-BS* | -                    | Y50-N18L-A-CX* | Y50-N18L-A |              |
| 750                        | FS/FST, Wide Track             | '06-'10 | YTX20HL-BS*            | YTX20L-BS            | -              | -            | VX600E/DX Vmax 600 LE/DX     | '94-'96 | -           | -                    | YB16AL-A2      | -          |              |
|                            | Turbo Switchback, Turbo Dragon | '06-'10 | YTX20HL-BS*            | YTX20L-BS            | -              | -            | VX600ER Vmax 600 ER          | '02-'03 | YTX24HL-BS* | -                    | Y50-N18L-A-CX* | Y50-N18L-A |              |
|                            | Turbo LX, IQ                   | '08-'14 | YTX20HL-BS*            | YTX20L-BS            | -              | -            | VX600XTC Vmax 600 XTC        | '97-'98 | -           | -                    | YB16AL-A2      | -          |              |
|                            | FS Wide Track                  | '10-'13 | YIX30L                 | -                    | -              | -            | 700 SKV700ER SKViper ER      | '02-'05 | YTX24HL-BS* | -                    | Y50-N18L-A-CX* | Y50-N18L-A |              |
| 800                        | Switchback, RMK                | '10     | YTX20HL-BS*            | YTX20L-BS            | -              | -            | VT700 Venture 700            | '98-'04 | YTX24HL-BS* | -                    | Y50-N18L-A-CX* | Y50-N18L-A |              |
|                            | Rush, Switchback, RMK          | '11-'14 | YTX20CH-BS             | -                    | -              | -            | VX700DX Vmax 700 Deluxe      | '99-'00 | YTX24HL-BS* | -                    | Y50-N18L-A-CX* | Y50-N18L-A |              |
|                            | Indy                           | '14     | YTX20CH <sup>FA</sup>  | -                    | -              | -            | VX700ER Vmax 700 ER          | '01-'02 | YTX24HL-BS* | -                    | Y50-N18L-A-CX* | Y50-N18L-A |              |
|                            |                                |         |                        |                      |                |              | VX700XTC Vmax 700 XTC Deluxe | '98     | YTX24HL-BS* | -                    | Y50-N18L-A-CX* | Y50-N18L-A |              |
| <b>YAMAHA</b>              |                                |         |                        |                      |                |              | 973                          | Vector  | '09         | YTX20HL-BS*          | YTX20L-BS      | -          | -            |
| 80                         | SV80E Sno-Scout                | '88-'90 | -                      | -                    | YB7L-B*        | 12N7-3B      | Viking                       | '09     | YTX20HL-BS* | YTX20L-BS            | -              | -          |              |
| 125                        | SV125E Sno-Sport               | '90-'91 | YTX14AH-BS*            | -                    | YB14L-A2*      | 12N14-3A     | RS Viking Professional       | '09-'14 | YTX20HL-BS* | YTX20L-BS            | -              | -          |              |
| 300                        | CF300 Inviter                  | '86-'90 | -                      | -                    | YB16AL-A2      | -            | 1000 Apex                    | '06-'14 | YTX14H-BS*  | YTX14-BS             | -              | -          |              |
| 340                        | CS340 Ovation Deluxe/LE        | '89-'98 | YTX14AH-BS*            | -                    | YB14L-A2*      | 12N14-3A     | RS1000S, GT, RS              |         | YTX20HL-BS* | YTX20L-BS            | -              | -          |              |
|                            | EC340 Excel III                | '81-'88 | YTX14AH-BS*            | -                    | YB14L-A2*      | 12N14-3A     | RX1000R RX (All Models)      | '03-'05 | YTX20HL-BS  | YTX20L-BS            | -              | -          |              |
|                            | ET340E Enticer                 | '79     | YTX24HL-BS*            | -                    | Y50-N18L-A-CX* | Y50-N18L-A   | 1049 FX Nitro                | '14     | YTX20HL-BS* | YTX20L-BS            | -              | -          |              |
|                            | ET340E Enticer                 | '80     | YTX14AH-BS*            | -                    | YB14L-A2*      | 12N14-3A     | RS Venture                   | '14     | YTX20HL-BS* | YTX20L-BS            | -              | -          |              |
| 480                        | P2480E Phazer Deluxe           | '84-'89 | YTX14AH-BS*            | -                    | YB14L-A2*      | 12N14-3A     | RS Vector                    | '14     | YTX20HL-BS* | YTX20L-BS            | -              | -          |              |
|                            | P2480E Phazer II LE, SS        | '90-'98 | YTX14AH-BS*            | -                    | YB14L-A2*      | 12N14-3A     | SR Viper                     | '14     | -           | -                    | -              | -          |              |

## ACCESSORIES

| Part No.         | Includes   | Fits  |
|------------------|--|---|
| <b>478651</b>    | <b>Battery Terminal Cover Kit:</b> <ul style="list-style-type: none"> <li>• (1) plastic protector</li> <li>• (2) rubber bumpers</li> <li>• Instructions</li> </ul> | YTX20(H)-BS      YTX20(H)L-BS<br><i>for Harley-Davidson models:</i><br><b>1991-1996 FXD (Dyna Glide)</b><br><b>1984-1996 FLST (Softail)</b><br><b>1979-1996 XLH (Sportster)</b><br><b>1982-1994 FXR</b> |
| <b>478543</b>    | 20mm plastic height spacer   | Included with YTX20HL-PW, use when replacing YB16CL-B   |
| <b>479020</b>    | 10mm plastic height spacer   | Included with YTX14AH, use when replacing YB14A-A2  |
| <b>5EXTKW650</b> | 650mm long clear vent tube   | Various applications  |
| <b>5EXTKW750</b> | 750mm long clear vent tube   | Various applications  |
| <b>479843</b>    | 17mm plastic height spacer   | Included with YIX30L-PW use when replacing YB30CLB  |

\* See Battery Cross Reference Chart on page 14.  
<sup>FA</sup> Must use Factory Activated battery.

## Yuasa 12V, 1 AMP Automatic Battery Charger & Maintainer

Part No. YUA1201000

- 3 stage charge cycle
- Easy-to-use, simply attach to battery & plug it in
- Charges and maintains your battery
- 3 color LED displays your charge status at a glance
- Reaches 14.4 volt peak then automatically switches to maintenance mode
- Designed to prevent overcharging
- Includes quick connect adapter and alligator clips
- 5 year warranty



## Jumper Cables

Part No. YUA00ACC07

- Easy to use, easy to store
- Convenient storage bag
- Heavy duty, 8 ft., 8-gauge cables won't stiffen or freeze
- Tangle resistant, encased rubber grips for safer use

## Battery Charger Lead

Part No. YUA00ACC04

- Simple, bolt-on connection with fuse
- Can be used with Yuasa's 1.5 Amp and 900 mA chargers for applications ranging from motorcycles, automobiles and personal watercraft to ATVs, snowmobiles and riding mowers



# Professional Shop Products

## Yuasa MB-2040 Battery Charger

Part No. YUA1202040



- High Output charging current (4 amps)
- High Voltage capable (20 volts) – designed to improve recovery of sulfated batteries
- Switchable Mode operation
  - “Fast Mode” – for quick vehicle set-up
  - “Normal Mode” – ideal for smaller batteries, initial activation, and deeply discharged batteries
- Commercial Grade – perfect for Dealer / Shop use
- Suitable for all battery types – Conventional, as well as (AGM), including YTZ
- Automatic Shut-Off
- Reverse Polarity Protection / Spark-free Operation (UL / CUL) approved
- Durable construction for longer life
- 3 year limited warranty

## Digital Battery Tester

Part No. YUA00BTY01

- Developed exclusively for the Powersports industry
- Determines accurate battery status in seconds
- Single load, dynamic resistance technology minimizes battery drain during test
- Tests both charged and discharged batteries accurately
- 1 year limited warranty



*With Protective Rubber Boot and Amp Hr Guide*



## 10-Bank Battery Maintainer

Part No. YUA120027 - Battery Maintainer with 3ft. Leads  
Part No. YUA122500 - Battery Maintainer with 25ft. Leads  
Part No. YUA00AC25F - 10 Pack of 25ft. Leads

- Maintain up to 10 batteries at a time
- 5-stage maintenance / float charge
- Prequalification battery test
- Built-in timer for battery protection
- 250 mA per channel
- 1 year limited warranty

# Merchandising Aids



## Yuasa Large Display Rack

Part No. YUASARACK

- 37" wide x 62" high x 15" deep
- Displays high performance batteries attractively and professionally
- Heavy-duty construction designed for extra heavy loads
- High visibility double-sided display includes header and application chart
- No tools required for assembly (except for optional wheels)
- Includes optional wheels and shelf liners

## Yuasa Small Display Rack

Part No. 60052

- 24" wide x 48" high x 10" deep
- Displays batteries attractively and professionally
- Heavy-duty steel construction designed for heavy loads
- Attention-getting silk-screened header
- Easily assembled – no tools
- Great sales and promotional tool



# Merchandising Aids

## Yuasa Signs

- Eye-catching lighted and metal signs
- Capture the interest of potential customers
- Great for in-store promotions



Part No. YUA-888



Part No. YUA-SIGN

The image shows a detailed "2014 Battery Application Chart" from Yuasa. It features the Yuasa logo at the top left and a header with categories: MOTORCYCLES, SCOOTERS, ALL TERRAIN VEHICLES (ATV), PERSONAL WATERCRAFT, and SNOWMOBILES. The chart is a large grid with multiple columns and rows, containing technical specifications and model numbers for various battery types. At the bottom, it says "The Fun Starts Here!" and "yuasabatteries.com".

## Yuasa Counter Mat

Part No. YUA-016

- Colorful counter mat puts battery replacement applications at your finger tips.
- 23" wide x 16" high
- Printed on durable material.

## Yuasa 3' x 5' Banner

Part No. YUA-928

- Eye-catching contemporary graphics
- High-quality silk screening won't fade or crack
- Made to last: weather-resistant, brass grommets and stitched edges
- Durable enough for outside use – attractive enough for inside!



## Vehicle Hang Tags

Part No. YUA-TAG

- Hang them on the handlebars of vehicles on display
- Promote the sale of Yuasa Battery Chargers and significantly extend your battery life
- Reduce your warranty claims
- Available in three languages; English, French & Spanish



# Powering Sports.



2901 Montrose Avenue, Laureldale, PA 19605-2752  
Toll Free: 866.431.4784  
Phone: 610.929.5781 | Fax: 610.929.1295  
[yuasabatteries.com](http://yuasabatteries.com)

Yua-766 (01/13) 15M

Printed in U.S.A.