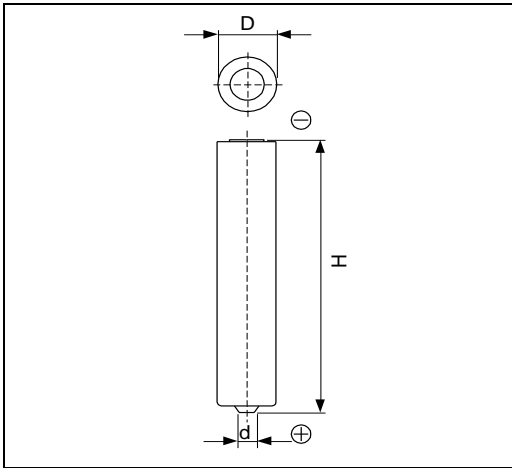


Cell Type CR12600SE Specifications



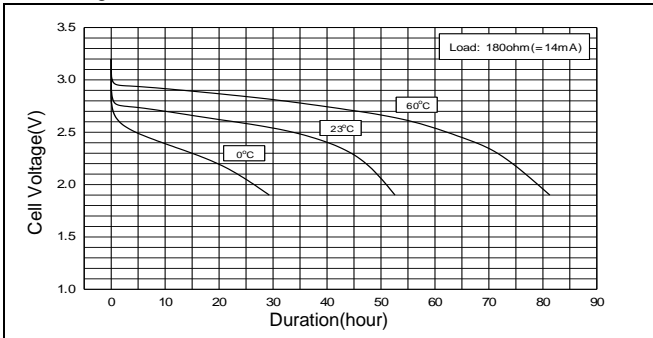
Nominal Voltage (V)		3
Nominal Capacity (mAh) *1		1500
Standard Discharge Current (mA)		0.5
Operating Temperature Range (°C) *2		-40 ~ +85
Max. Dimensions (mm)	Diameter (D)	12.0
	Height (H)	60.0
Approx. Weight (g)		15

*1 Nominal capacity is determined at an end voltage of 2.0V when the battery is allowed to discharge at a standard current level at +23°C.

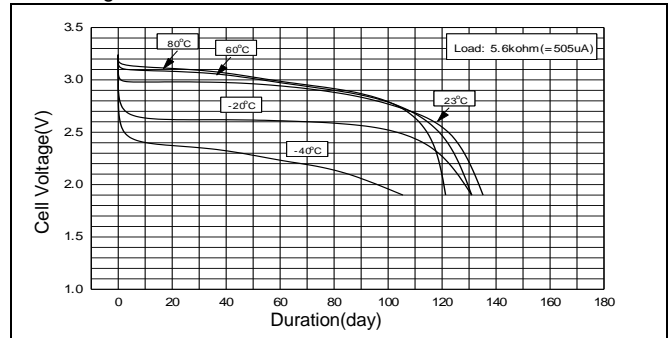
*2 Consult FDK when using batteries at temperatures exceeding the -20°C to +60°C range.

Typical Characteristics

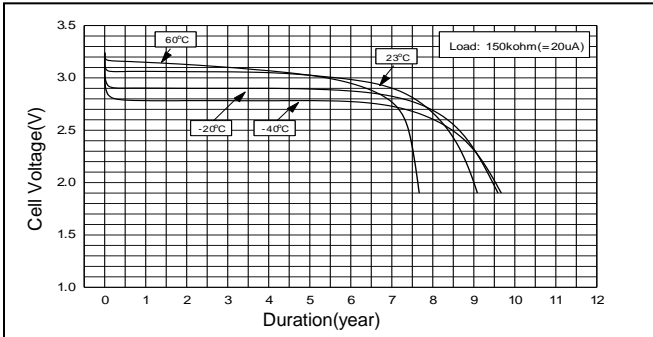
Discharge Characteristics of CR12600SE



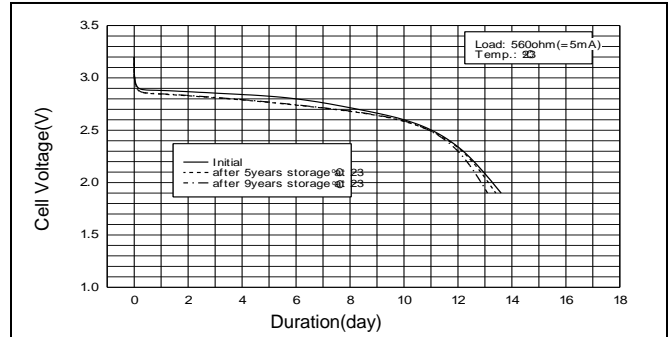
Discharge Characteristics of CR12600SE



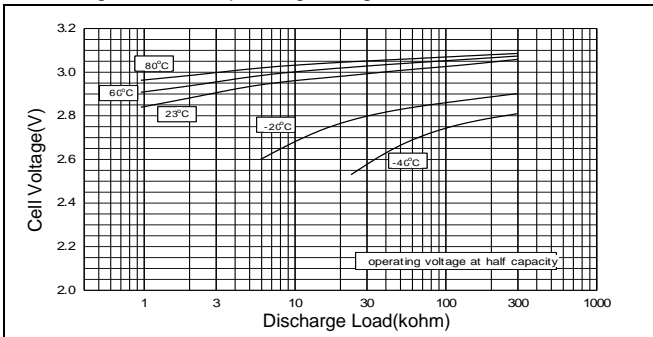
Discharge Characteristics of CR12600SE



Discharge Load vs. Capacity of CR12600SE



Discharge Load vs. Operating Voltage of CR12600SE



Discharge Characteristics of CR12600SE

